



Hardware is a small accent that can really change the look of a door. From form – knob or lever – to style – arts and crafts, contemporary, or colonial – to finish – brass, brushed nickel, satin bronze – there are countless ways to add another distinct element to your home.

Van Millwork offers two pre-eminent hardware lines, Schlage and Baldwin:

**Schlage:** We offer the full line of Schlage interior residential latch sets in a variety of finishes and styles; both in stock and special order.

All Schlage interior door passage, privacy and bathroom sets have Schlage's 10-year Durable Finish warranty, quality craftsmanship, ergonomic design, simple installation, and a variety of designs to complement any architectural style.

**Baldwin:** Van also offers the Baldwin Images interior door sets on a special order basis. Baldwin Images offers elegant style and design, the finest quality solid forged brass, exceptional craftsmanship, and durability. All Baldwin products are guaranteed for life.

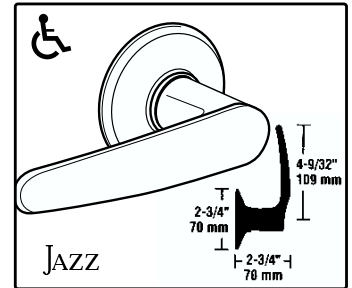
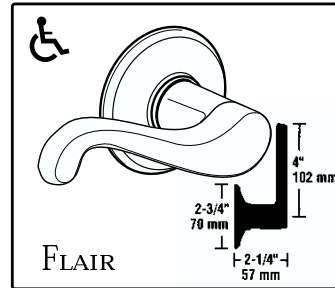
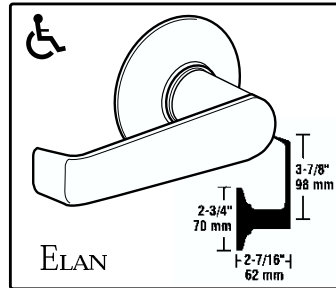
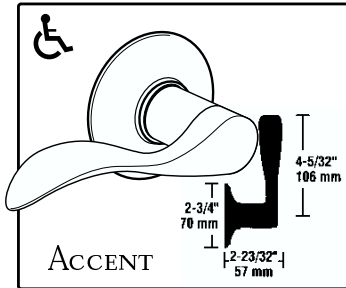
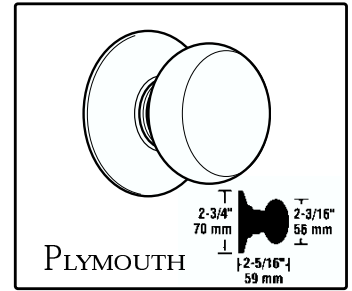
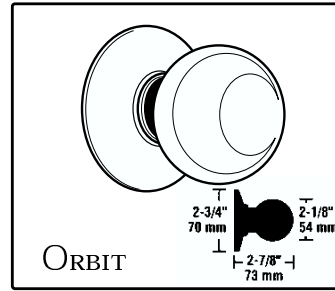
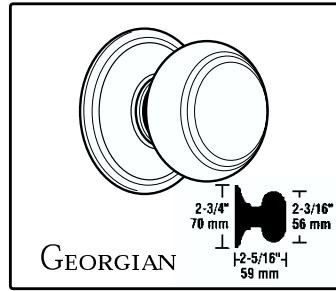
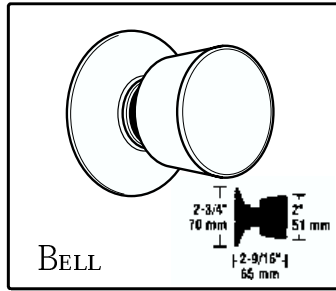


Van Millwork installs 5/8" radius door hinges in satin brass on doors as a standard feature. Square edge hinges are available by special order in a variety of finishes to match the chosen latch set.



In addition, Van Millwork can provide all the necessary hardware for pocket and Dutch doors.

► SCHLAGE DOOR SETS



**Specifications**

**Applications:** Residential single and multi-family doors.

**Certifications:** ANSI A1562, 1996, Series 4000 Grade 2.  
UL Listed up to 3-hour doors available, assembled to order when specified with 'F' suffix. Example: F51F.

**Exposed Trim:** Wrought brass. Levers are zinc based plated to match finishes indicated.

**Keying:** 5 Pin tumbler C keyway with two nickel silver keys. Available for all knobs and Flair lever designs. Key in Flair levers available only in F51 Entrance function.

**Door Range:** 1 3/8" to 1 3/4" (35 mm–44mm) standard. Most functions available for 2" (51 mm) doors, specify when ordering.

**Backset:** Universal latch standard, fits either 2 3/8" (60 mm) or 2 3/4" (70 mm) backsets. 1 1/8" (127 mm) backset available.

**Standard Features**

- Lifetime Mechanical Warranty, 10-Year Durable Finish Warranty, ULTIMA™ Lifetime Anti-Tarnish finish Warranty and Artisan Lifetime Warranty are available on exterior locks for residential applications.
- Pressure cast zinc tubular lock housing. Key removable outside knobs or levers for easy cylinder replacement.
- Three-piece assembly for fast easy installation.
- Meets 400,000 cycle ANSI Grade 2 requirements.
- One-piece knob for better security and appearance.

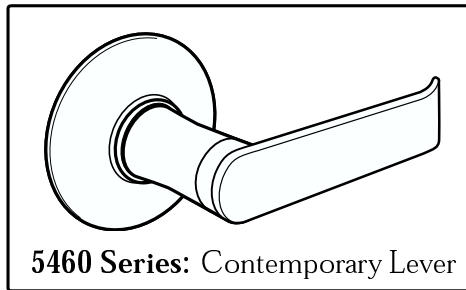
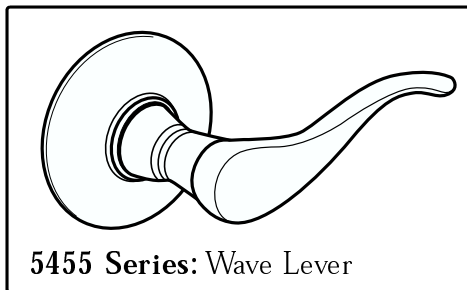
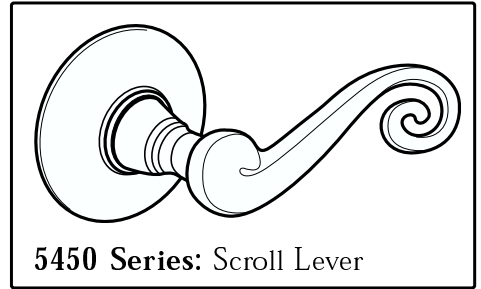
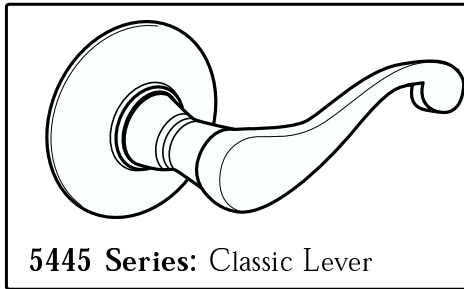

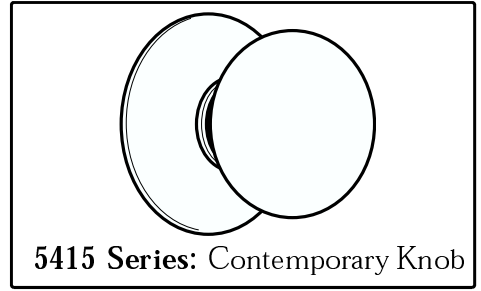
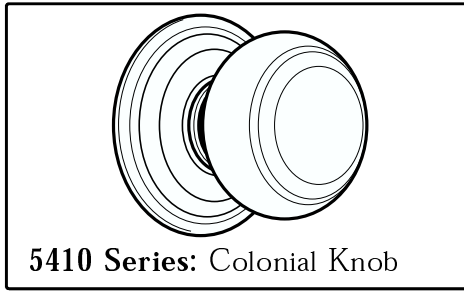
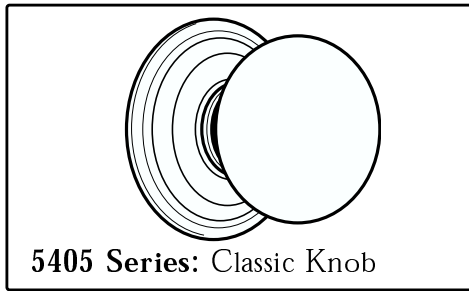
**Finish Availability** NS=Non Stock STK=Stock

| Knobs    | 505 | 605 | 609 | 626 | Artesian Series |     |     |     |
|----------|-----|-----|-----|-----|-----------------|-----|-----|-----|
|          |     |     |     |     | 613             | 619 | 620 | 625 |
| Bell     | NS  | NS  | NS  | NS  |                 |     |     |     |
| Georgian | NS  | NS  | NS  |     | NS              |     |     | STK |
| Orbit    | NS  | STK | NS  | STK | STK             |     |     | STK |
| Plymouth | NS  | STK |     | NS  | NS              | NS  |     | STK |
| Levers   |     |     |     |     |                 |     |     |     |
| Accent   | NS  | STK | NS  |     | NS              | NS  | NS  | NS  |
| Elan     |     | NS  | NS  | NS  |                 |     |     |     |
| Flair    | NS  | STK | NS  | NS  |                 |     |     | NS  |
| Jazz     |     | NS  |     |     |                 |     |     |     |

Allow 1–2 weeks for non-stock items.

**Finish Codes and Descriptions**

| Code      | Description  |
|-----------|--|
| 505       | Bright Brass, ULTIMA™ finish   |
| 605 (3)   | Bright Brass, Clear coated   |
| 606 (4)   | Satin Brass, Clear coated  |
| 609 (5)   | Antique Brass, Satin Brass blackened, Satin relieved, clear coated           |
| 610 (7)   | Bright Brass, Blackened, Bright relief, Clear Coated                         |
| 612 (10)  | Satin Bronze, Clear coated   |
| 613 (10B) | Oil Rubbed Bronze, Oxidized satin bronze, oil rubbed, no coating             |
| 619 (15)  | Satin Nickel Plated, Clear Coated  |
| 620 (15A) | Antique Pewter, Satin Nickel Plated, Blackened, Satin relieved, Clear coated |
| 625 (26)  | Bright Chromium Plated, No coating   |
| 626 (26D) | Satin Chromium Plated, No coating  |
| 630 (32D) | Satin Stainless Steel, No coating  |



**Finishes Codes & Descriptions**

*All Baldwin Door Sets are special order. Allow 1-2 weeks for delivery*

| Latchsets          | Series No. | 003<br>Lifetime Finish | 030<br>Polished Brass | 050<br>Antique Brass | 102<br>Oil Rubbed Bronze | 150<br>Satin Nickel | 151<br>Antique Nickel Dull | 260<br>Polished Chrome | 326<br>Polished Brass/Chrome | 402<br>Distressed Oil Rubbed Bronze | 412<br>Distressed Venetian Bronze | 452<br>Distressed Antique Nickel |
|--------------------|------------|------------------------|-----------------------|----------------------|--------------------------|---------------------|----------------------------|------------------------|------------------------------|-------------------------------------|-----------------------------------|----------------------------------|
| <b>K n o b s</b>   |            |                        |                       |                      |                          |                     |                            |                        |                              |                                     |                                   |                                  |
| Classic            | 5405       | •                      | •                     | •                    | •                        | •                   | •                          | •                      | •                            | •                                   | •                                 | •                                |
| Colonial           | 5410       | •                      | •                     | •                    |                          |                     |                            | •                      | •                            |                                     |                                   |                                  |
| Contemporary       | 5415       | •                      | •                     |                      |                          |                     |                            | •                      | •                            |                                     |                                   |                                  |
| Egg                | 5425       | •                      | •                     | •                    | •                        | •                   | •                          | •                      | •                            | •                                   | •                                 | •                                |
| <b>L e v e r s</b> |            |                        |                       |                      |                          |                     |                            |                        |                              |                                     |                                   |                                  |
| Classic            | 5445       | •                      | •                     |                      |                          |                     |                            | •                      | •                            |                                     |                                   |                                  |
| Scroll             | 5450       | •                      | •                     |                      |                          |                     |                            | •                      | •                            |                                     |                                   |                                  |
| Wave               | 5455       | •                      | •                     | •                    | •                        | •                   | •                          | •                      | •                            | •                                   | •                                 | •                                |
| Contemporary       | 5460       | •                      | •                     |                      |                          |                     |                            | •                      | •                            |                                     |                                   |                                  |