

STAIR SELECTION GUIDE





RAIL
Cooper 6014 Sapele
BALUSTERS
Fitts 5415 Primed
NEWEL POSTS
Fitts 4410 Primed Maple

When it comes to stairway needs, we offer it all: Stairparts, Custom Stairparts, Preassembled Stairs, Spiral and Attic Stairs. But, it's not just the product that we bring to the table... years of experience in custom manufacturing and stair expertise make us an invaluable partner for lumberyards, dealers, commercial contractors and builders that want to set themselves apart. We offer a large stocking inventory of Fitts and Cooper Stairparts and our custom capabilities offer the end user endless options.

Our experience, craftsmanship and pride in our work have brought us many satisfied customers through the years.

Cooper
stairworks

Cooper
stairworks **stair**
parts

Fitts
Manufacturers of Quality Stair Parts

HF HOUSE OF FORGINGS
STAIR & RAILING

CUSTOM IRON
strength in creative metals

RINTAL

Rainbow
Attic Stair

MARWIN
MAKE SURE IT'S MARWIN-MADE.

ZIPBOLT

Table of Contents


Stairparts Configurations	2
Treads & Risers	4
Winder Treads & Starting Steps	7
Newels	10
Box Newels	13
Custom Newels	18
Legacy Newels	20
Handrail & Fittings	22
Balusters	29
Accessories / Zipbolt™	34
Preassembled Stairs	39
Attic Stairs	47
Spiral Stairs	50
Stair Kits	52




We are committed to continuing the tradition of fine American manufacturing. Cooper Stairs and Stairparts are manufactured in Somerset, MA.

Wood Species

When your project requires a specific species not shown in this brochure, let us call on our lumber suppliers from all over the globe to find it.



Red Oak



White Oak



Sapele Mahogany



Maple



Southern Yellow Pine



Cherry



Jatoba





















Poplar

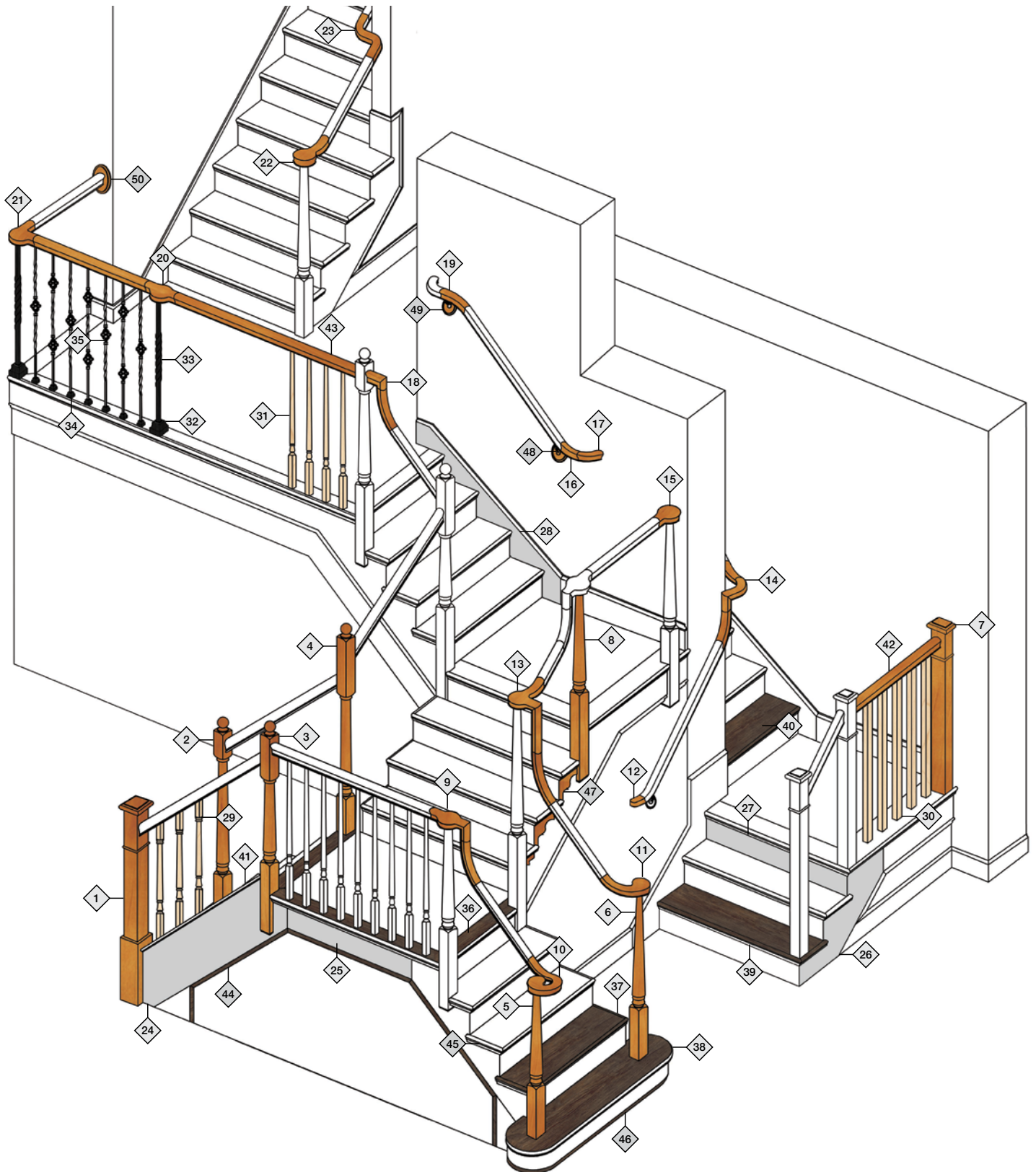


Reclaimed Wood

Stairparts Identification Codes

1 BOX NEWEL 	18 GOOSENECK 2 RISE NO CAP 	35 IRON BALUSTER 
2 BALL TOP NEWEL 5" SQUARE 	19 OVER EASING 60° 	36 LANDING TREAD 
3 BALL TOP NEWEL 10" SQUARE (RAKE TO LEVEL) 	20 TANDEM CAP 	37 DOUBLE RETURN TREAD 
4 BALL TOP NEWEL 13" SQUARE (RAKE TO RAKE) 	21 LEVEL QUARTERTURN W/CAP 	38 DOUBLE BULL NOSE TREAD + RISER 
5 VOLUTE PIN TOP NEWEL 	22 STARTING EASING 	39 RIGHT HAND RETURN TREAD 
6 TURNOUT PIN TOP NEWEL 	23 S-TURN 	40 TREAD-NO RETURNS 
7 1/2 NEWEL (BOX) 	24 SKIRTBOARD BUTTRESS TYPE 	41 SHOERAIL 
8 PIN TOP NEWEL 	25 FASCIA 	42 RAIL PLOWED WITH FILLET 
9 GOOSENECK 2 RISE WITH TANDEM CAP 	26 MITERED SKIRTBOARD 	43 RAIL 
10 LEFT HAND VOLUTE 	27 RISER 	44 SKIRTBOARD BASE CAP 
11 RIGHT HAND TURNOUT 	28 WALL SKIRTBOARD 	45 COVE MOULDING 
12 RETURNED END 	29 SQUARE TOP & BOTTOM TURNED BALUSTER 	46 SHOE MOULDING 
13 GOOSENECK 2 RISE RIGHT HAND WITH CAP 	30 SQUARE BALUSTER 	47 STRINGER BRACKET 
14 GOOSENECK 2 RISE LEFT HAND NO CAP 	31 PIN-TOP BALUSTER 	48 HAND RAIL BRACKET 
15 ONE OPENING NEWEL CAP 	32 IRON SHOE-NEWEL POST 	49 ROUND ROSETTE 
16 UP EASING 60° 	33 IRON NEWEL POST 	50 OVAL ROSETTE 
17 LEVEL QUARTER TURN NO CAP 	34 IRON SHOE-BALUSTER 	

Stairparts Configurations



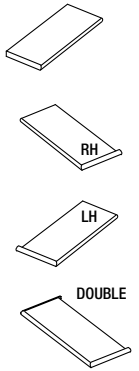
Treads and Risers



RAIL
Cooper 6014 Sapele, Plowed
BALUSTERS
Cooper 5360 Chamfered Primed
BOX NEWELS
Cooper 4093 Recessed Panel
Primed w/Sapele Cap & Bead

CLEAR GRADE TREADS (Clear grade are the highest quality of treads available.)

SIZE	LENGTH	RED OAK	RED OAK WITH RETURNED END <small>Specify L or R</small>	RED OAK REVERSIBLE RETURN END	PLAIN SAWN WHITE OAK	MAPLE	YELLOW PINE § 1" FINISH THICKNESS	PLYWOOD 3/4" CDX
3/4" x 10-1/2"	x 36"	STOCK	--	--	--	--	STOCK	--
3/4" x 10-1/2"	x 42"	STOCK	STOCK	STOCK	--	--	STOCK	--
3/4" x 10-1/2"	x 48"	STOCK	STOCK	STOCK	--	--	STOCK	--
3/4" x 10-1/2"	x 60"	STOCK	STOCK	--	--	--	--	--
3/4" x 10-1/2"	x 72"	--	--	--	--	--	STOCK	--
3/4" x 11-1/2"	x 36"	STOCK	--	--	--	--	STOCK	STOCK
3/4" x 11-1/2"	x 42"	STOCK	STOCK	STOCK	STOCK	STOCK	STOCK	STOCK
3/4" x 11-1/2"	x 48"	STOCK	STOCK	STOCK	STOCK	STOCK	STOCK	STOCK
3/4" x 11-1/2"	x 54"	STOCK	--	--	--	STOCK	STOCK	STOCK
3/4" x 11-1/2"	x 60"	STOCK	STOCK	--	STOCK	--	STOCK	STOCK
3/4" x 11-1/2" ♦	x 60"	STOCK	--	--	--	--	--	--
3/4" x 11-1/2"	x 72"	STOCK	--	--	--	STOCK	STOCK	--
1-1/16" x 10-1/2"	x 36"	STOCK	--	--	--	--	STOCK	--
1-1/16" x 10-1/2"	x 42"	STOCK	STOCK	STOCK	--	--	STOCK	--
1-1/16" x 10-1/2"	x 48"	STOCK	STOCK	STOCK	--	--	STOCK	--
1-1/16" x 10-1/2"	x 54"	STOCK	--	--	--	--	--	--
1-1/16" x 10-1/2"	x 60"	STOCK	STOCK	--	--	--	--	--
1-1/16" x 11-1/2"	x 36"	STOCK	--	--	--	--	--	--
1-1/16" x 11-1/2"	x 42"	STOCK	STOCK	STOCK	STOCK	STOCK	STOCK	--
1-1/16" x 11-1/2"	x 48"	STOCK	STOCK	STOCK	STOCK	STOCK	STOCK	--
1-1/16" x 11-1/2"	x 54"	STOCK	--	--	STOCK	STOCK	STOCK	--
1-1/16" x 11-1/2"	x 60"	STOCK	STOCK	STOCK	--	--	STOCK	--
1-1/16" x 11-1/2" ♦	x 60"	STOCK	--	--	--	--	--	--
1-1/16" x 11-1/2"	x 72"	STOCK	--	--	STOCK	STOCK	--	--



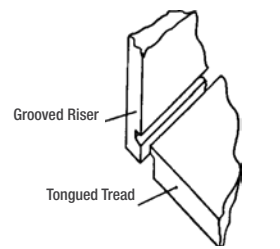
NOW AVAILABLE
WHITE OAK
RIFT &
QUARTERED
SAWN
call for pricing
3-5 DAY
LEAD TIME



♦ Good two sides § all yellow pine treads 1" finish thickness
Due to varying job site conditions, no manufacturers warranty is available for treads.

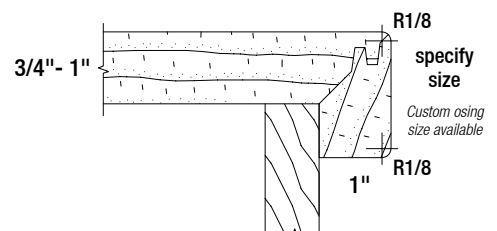
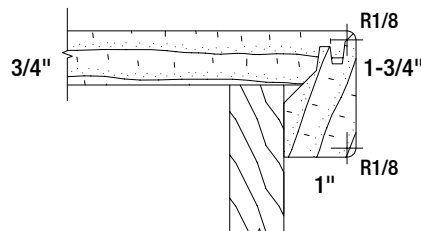
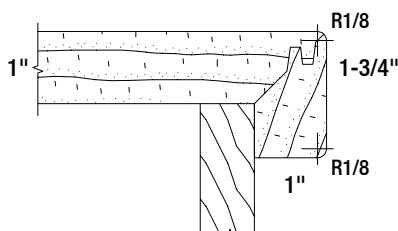
Add to any tread for returns by Cooper for sizes not shown. Cooper returns coped to match stock return treads.
Stock returned treads cannot be tongued.

	RED OAK	WHITE OAK	SYP	MAPLE
Return L or R 1 end	--	--	--	--
Return L or R 2 ends	--	--	--	--
Tongue charge to tongue each tread	--			
Groove charge to groove each riser	--			
Treads can be returned by the Cooper shop at any length, right, left or both ends. Allow 3 day minimum				
Charge to rip tread to specified width	--			



LOCK MITER TREADS	RED OAK	WHITE OAK	SYP	MAPLE
3/4"	--	--	--	--
1"	--	--	--	--
Available returned ends right, left, or both ends.				

SEE PAGE 45
FOR OUR THICK
HARDWOOD
TREADS



NOSING, TREAD, AND COVE

RETURN NOSING				
PART	DESCRIPTION	SIZE		UNIT
ORETURN	13" red oak return nosing	1-1/32" x 1-1/4" x 13"	STOCK	each
WRETURN	13" white oak return nosing	1-1/32" x 1-1/4" x 13"	STOCK	each
MRETURN	13" maple return nosing	1-1/32" x 1-1/4" x 13"	STOCK	each
ORETURN34	13" red oak return nosing	1-1/32" x 3/4" x 13"	STOCK	each
WRETURN34	13" white oak return nosing	1-1/32" x 3/4" x 13"	STOCK	each
LANDING TREAD				
OLAND116	Red oak landing tread	1-1/16" x 4-1/4"	STOCK	LF
MLAND116	Maple landing tread	1-1/16" x 4-1/4"	STOCK	LF
PLAND116	SYP landing tread	1-1/16" x 4-1/4"	STOCK	LF
OLAND512	Red oak landing tread	1-1/16" x 5-1/2"	STOCK	LF
MLAND512	Maple landing tread	1-1/16" x 5-1/2"	STOCK	LF
WLAND512	White oak landing tread	1-1/16" x 5-1/2"	STOCK	LF
OLAND34	Red oak landing tread	3/4" x 4-1/4"	STOCK	LF
34512OAK	Red oak landing tread	3/4" x 5-1/2"	STOCK	LF
34512WOAK	White oak landing tread	3/4" x 5-1/2"	STOCK	LF
34512MAP	Maple landing tread	3/4" x 5-1/2"	STOCK	LF
34512SYP	SYP landing tread	3/4" x 5-1/2"	STOCK	LF
COVE				
OCOVE	Red oak cove	5/8" x 3/4"	STOCK	LF
WM96	Pine cove	5/8" x 3/4"	STOCK	LF
WM96PRIMED	Primed cove	5/8" x 3/4"	STOCK	LF
MCOVE	Maple cove	5/8" x 3/4"	STOCK	LF
JCOVE	Jatoba cove	5/8" x 3/4"	STOCK	LF
WCOVE	White oak cove	5/8" x 3/4"	STOCK	LF
CCOVE	Cherry cove	5/8" x 3/4"	STOCK	LF
SCOVE	Sapele cove	5/8" x 3/4"	STOCK	LF




RISERS

SIZE ‡	LENGTH	RED OAK WIDTH 7-7/8"	YELLOW PINE 7-7/8"	PLYWOOD 7-7/8"	POPLAR 8"	POPLAR 9-1/4"	CLEAR PINE 9-1/4"	FJ&P PINE 9-1/4"
3/4"	x 36"	--	STOCK	STOCK	--	--	--	--
3/4"	x 42"	STOCK	STOCK	STOCK	STOCK	STOCK	STOCK	--
3/4"	x 48"	STOCK	STOCK	STOCK	STOCK	STOCK	STOCK	--
3/4"	x 54"	STOCK	STOCK	STOCK	STOCK	--	STOCK	--
3/4"	x 60"	STOCK	STOCK	STOCK	STOCK	--	STOCK	--

‡ Nominal height. See exact height under species in this chart.

Almost any species and tread or riser length available. See Hardwood Boards / Jambs or call our Custom Millwork Department for quote.

Winder Treads & Starting Steps



RAIL
Cooper 6014 Sapele

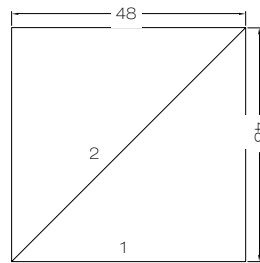
WINDER SETS

	30° 3 WINDER SET		45° 3 WINDER SET	
	Red Oak	Yellow Pine	Red Oak	Yellow Pine
42" Winder Set	5	7	5	7
48" Winder Set	✓	7	✓	7

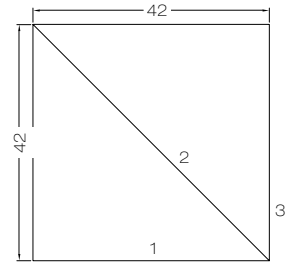
Specify left or right hand.

Winder treads are 3/4" or 1-1/32" thick. Custom winder treads are available in your choice of species (see page 3). Custom winders require a template and will be made 2" oversize. Winders over 8.75 sq ft are not guaranteed. *Download a custom winder template on CooperStairworks.com*

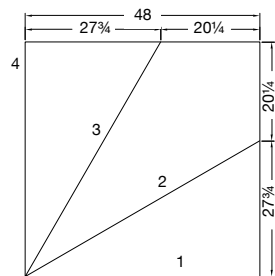
5 5 Day Lead Time 7 7 Day Lead Time



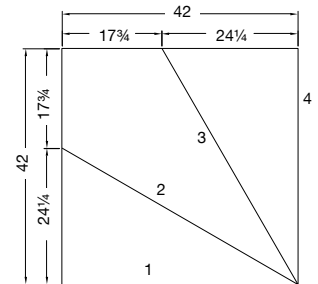
2 Winder Set
45° Left Hand



2 Winder Set
45° Right Hand



3 Winder Set
30° Left Hand



3 Winder Set
30° Right Hand

RED OAK			"C" SOUTHERN YELLOW PINE	
PRICED PER SET	42"	48"	42"	48"
Standard 30° layout	--	STOCK 3WND480	-- 3WND42P	-- 3WND48P
Standard 45° layout	--	STOCK 2WND480	-- 2WND42P	-- 2WND48P
Custom layout 3 treads	--	--	--	--
Custom layout 2 treads	--	--	--	--

Specify Hand Left or Right

PREMIUM SPECIES / WINDER TREADS

Plain treads are square three sides and nosed one edge with a sanded face. Risers are S4S with a sanded face. Tread thickness is 1-1/32" with a tolerance of plus or minus 1/32". Riser thickness is 3/4" with a tolerance of plus or minus 1/32". Call for special quote for CLEAR grade pricing on wood species other than white oak.

Other species such as quarter sawn white oak, sapele and fir are available.

STARTING STEPS

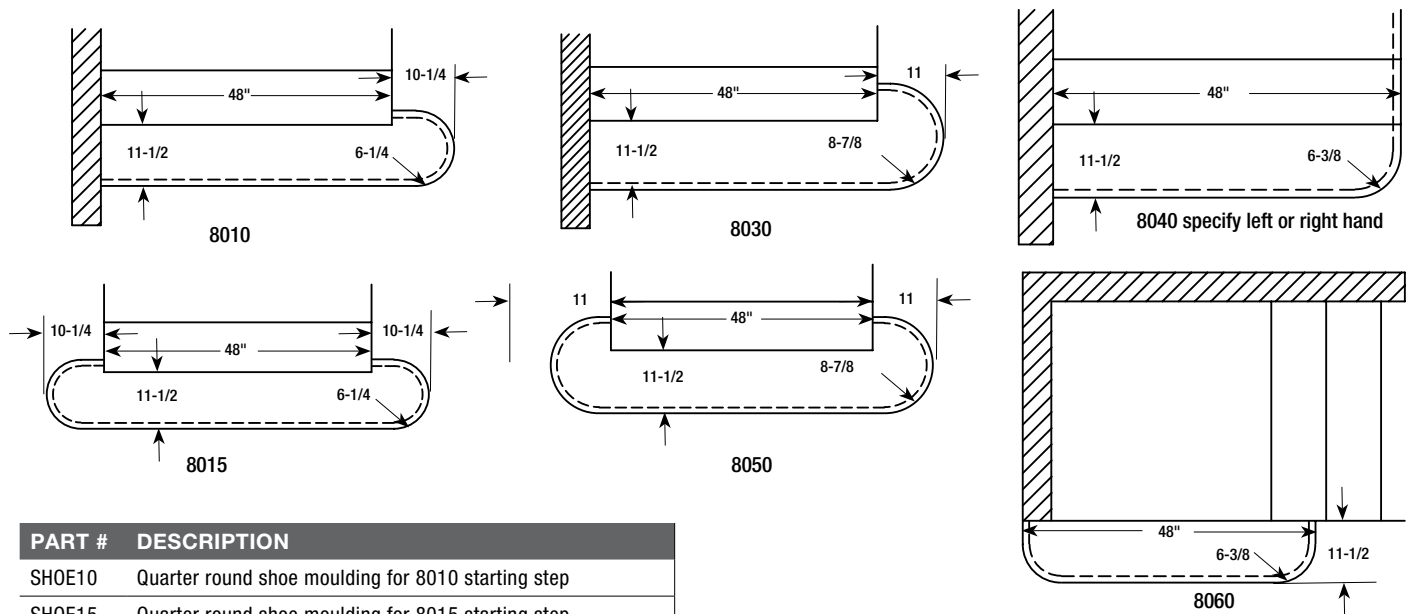
Custom lengths and curves are available. Allow 3 day lead time except where noted.

PART	DESCRIPTION	SIZE	RED OAK TREAD PAINT GRADE RISER	RED OAK TREAD OAK RISER	SYP TREAD PAINT GRADE RISER	MAPLE TREAD PAINT GRADE RISER	CHERRY TREAD PAINT GRADE RISER	WHITE OAK TREAD PAINT GRADE RISER
8010	Single bullnose	48"	STOCK	STOCK	--	--	--	--
8030	Single bullnose half circle	48"	--	--	--	--	--	--
8040	Single end quarter circle	48"	--	--	--	--	--	--
8015	Double bullnose	48"	--	--	--	--	--	--
8050	Double bullnose half circle	48"	--	--	--	--	--	--
8060	Double end quarter circle	48"	--	--	--	--	--	--

All Starting Steps:

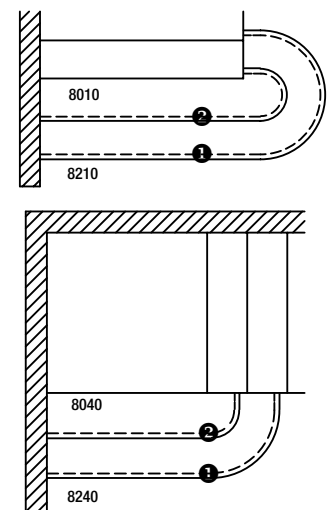
- Include cove moulding to match riser material
- Have a 1-1/8" tread overhang
- Have sanded 1-1/16" tread and 3/4" riser

also stocked in 3/4" tread



PART #	DESCRIPTION
SHOE10	Quarter round shoe moulding for 8010 starting step
SHOE15	Quarter round shoe moulding for 8015 starting step
SHOE30	Quarter round shoe moulding for 8030 starting step
SHOE40	Quarter round shoe moulding for 8040 starting step
SHOE50	Quarter round shoe moulding for 8050 starting step
SHOE60	Quarter round shoe moulding for 8060 starting step

COOPER STAIRWORKS STACKED STARTING STEPS - 3 DAY MINIMUM	
8210	Steps combine a standard starting step (#2) and a special starting step #1)
8240	Specify 9" or 10" run measured riser to riser
	Specify oak / pine option above
	Specify rise, measured from tread to tread
	No guarantee for 3/4" tread
	Allow 3 day minimum



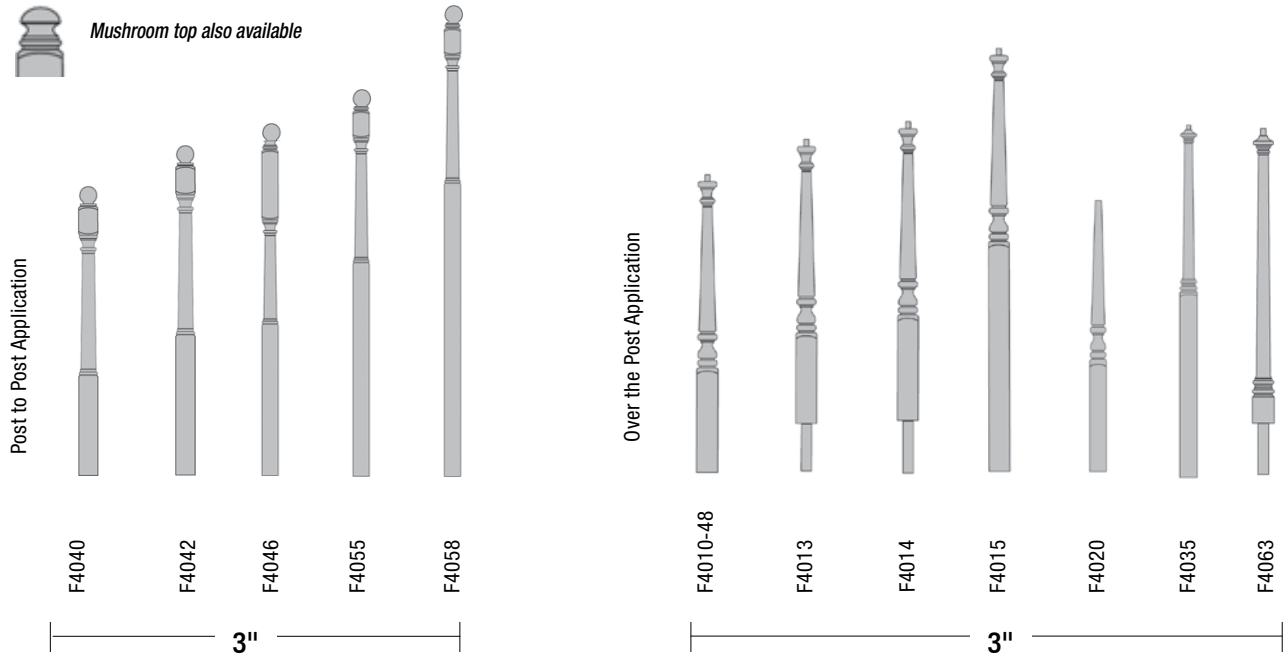
Newel Posts

RAIL
Cooper 6009
Sapele, Plowed

BALUSTERS
Cooper 5060
Primed

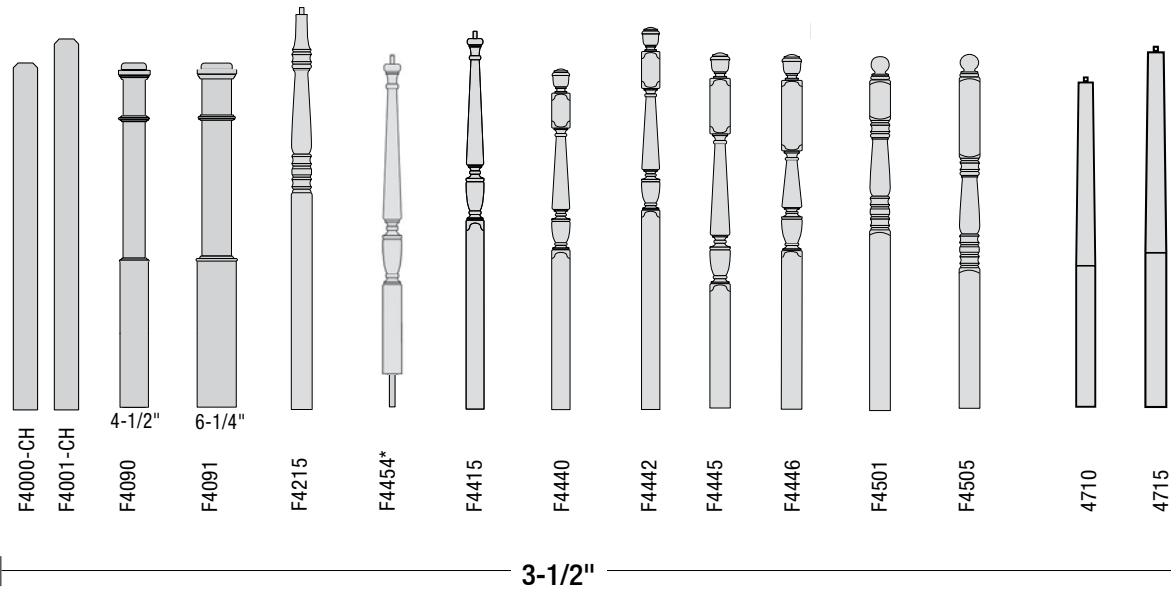
NEWEL POST
Fitts 4010
Beech Primed

Newel Posts



PART	FITTS NEWELS	SIZE	RED OAK	POPLAR	BEECH
F4040	Starting newel mushroom top 5" top square (C-4040)	3" x 47-1/2"	STOCK	STOCK	--
F4040-BT	Starting newel ball top 5" top square (C-4040-BT)	3" x 47-1/2"	STOCK	STOCK	--
F4042	Starting newel mushroom top 5" top square (C-4042)	3" x 53-1/2"	STOCK	STOCK	--
F4042-BT	Starting newel ball top 5" top square (C-4042-BT)	3" x 53-1/2"	STOCK	STOCK	--
F4045-BT	Landing newel ball top 5" top square (C-4045-BT)	3" x 60"	STOCK	--	--
F4046	Landing newel mushroom top 13" top square (C-4046)	3" x 60"	STOCK	STOCK	--
F4046-BT	Landing newel ball top 13" top square (C-4046-BT)	3" x 60"	STOCK	STOCK	--
F4055-BT	Landing newel ball top 5" top square (C-4055-BT)	3" x 68"	STOCK	STOCK	--
F4058-BT	Landing newel ball top 5" top square (C-4058-BT)	3" x 84"	STOCK	--	--
F4010-48	Starting newel pin top (C-4010-48)	3" x 47-1/2"	STOCK	STOCK	--
F4013	Volute newel 34-38 rail code (C-4013)	3" x 47-1/2"	STOCK	STOCK	--
F4014	Turnout newel 34-38 rail code (C-4014)	3" x 49"	STOCK	--	--
F4015	Landing newel pin top (C-4015)	3" x 60"	STOCK	STOCK	--
F4020	Landing newel pin top (C-4020)	3" x 48"	STOCK	--	--
F4035	Landing newel pin top (C-4035)	3" x 60"	STOCK	STOCK	--
F4063	Volute newel 34-38 rail code (C-4063)	2-7/8" x 47-1/2"	STOCK	--	--

Newel Posts




PART	FITTS NEWELS	SIZE	RED OAK	BEECH	PRIMED
F4000-CH	Landing chamfered top	3-1/2" x 54"	STOCK		
F4001-CH	Landing chamfered top	3-1/2" x 60"	STOCK	--	--
F4090	Adjustable box newel	4-1/2" x 55"	STOCK	--	--
F4091	Adjustable box newel	6-1/4" x 55"	--	--	STOCK
F4215	Landing newel (C-4215)	3-1/2" x 60"	STOCK	--	--
F4454	Sheraton volute newel pin top	* 3" x 49"	STOCK	--	--
F4415	Sheraton landing newel pin top	3-1/2" x 60"	STOCK	--	--
F4440	Sheraton starting newel	3-1/2" x 48"	STOCK	--	--
F4442	Sheraton landing newel	3-1/2" x 60"	STOCK	--	--
F4445	Sheraton landing newel	3-1/2" x 60"	STOCK		
F4446	Sheraton landing newel	3-1/2" x 60"	STOCK	--	--
F4501	Landing newel 6-1/2" top square	3-1/2" x 56"	STOCK	--	--
F4505	Landing newel 13" top square	3-1/2" x 56"	STOCK	--	--

*This newel is 3"

PART	COOPER PIN TOP STRAIGHT TAPER	SIZE	RED OAK	SAPELE	MAPLE	WHITE OAK
4710	Pin Top Taper	3-1/2" x 48"	--	--	--	STOCK
4715	Pin Top Taper	3-1/2" x 57"	--	--	--	STOCK

Box Newels

Cooper box newels complement almost any architectural style found in homes throughout new england and beyond.



RAIL
Cooper 6014
Sapele, Plowed

BALUSTERS
Fitts 5405 (non stock)
Primed

BOX NEWEL
Cooper 4092 Beaded
Primed w/Sapele Cap



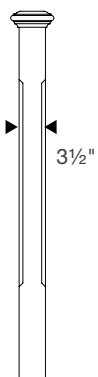
PACKAGING

Each end of the post has a custom fitted protective cap that suspends the newel in the box. Our double wall corrugated cardboard boxes enable us to safely ship our newels and assure they arrive in perfect condition.

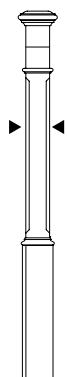
STANDARD BOX NEWELS

All box newels are solid throughout. Available in Red Oak, Poplar, Primed, Sapele, Maple, or any custom species.

CHAMFERED NEWELS

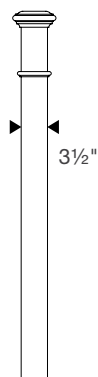


Chamfered
4076CH
54" 60" 72"

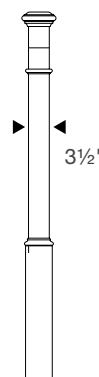


Chamfered
4077CH
54" 60" 72"


BEADED NEWELS




Beaded
4076BD
54" 60" 72"



Beaded
4077BD
54" 60" 72"

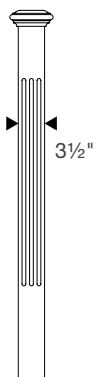


Beaded
4092BD
54" 60" 72"

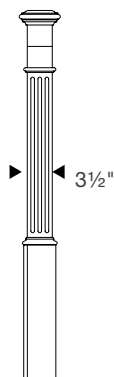


Beaded
4093BD
54" 60" 72"

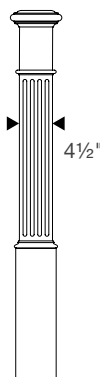
FLUTED NEWELS



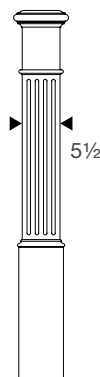
Fluted
4076FL
54" 60" 72"



Fluted
4077FL
54" 60" 72"

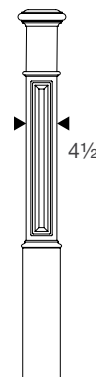


Fluted
4092FL
54" 60" 72"

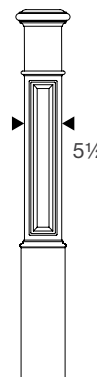


Fluted
4093FL
54" 60" 72"

RAISED PANEL NEWELS



Raised Panel
4092RP
54" 60" 72"

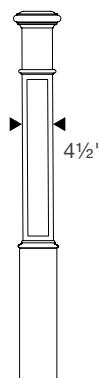


Raised Panel
4093RP
54" 60" 72"

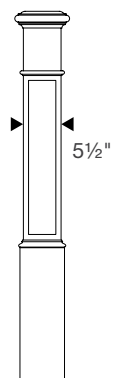
RECESSED PANEL NEWELS



5-7 Day Lead Time For All Standard Box Newels

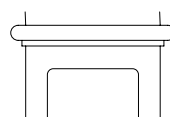


Recessed Panel
4092RCP (standard)
4092RCPSQ (square corner)
54" 60" 72"

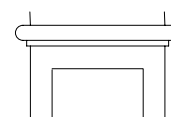


Recessed Panel
4093RCP (standard)
4093RCPSQ (square corner)
54" 60" 72"

RECESSED PANEL CORNER OPTIONS:



Standard
Radius Corners



Hand Chiseled
Square Corners

RECESSED PANEL APPLIED MOULDING OPTIONS:



N-2051
Applied



N-2424
Applied

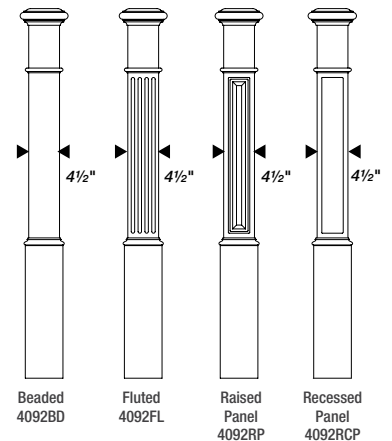
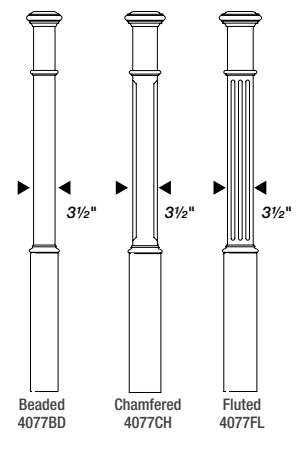
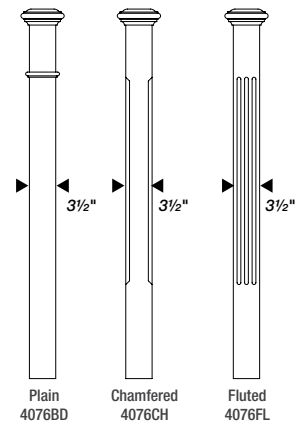


N-3204
Applied

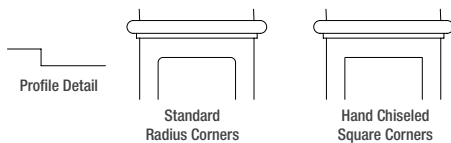
CUSTOM BOX NEWELS | 3-5 DAY LEAD TIME *

* Lead time may vary during peak production periods. All posts on this page made to order. NON RETURNABLE.

COOPER CUSTOM CAPPED 3-1/2" NEWELS					
Part, Description	Size	Red Oak	*Poplar* See below for Mix Species	Sapele Mahogany	Maple
4076BD Custom capped newel with bead	3-1/2" x 54"	--	--	--	--
	3-1/2" x 60"	--	STOCK	--	--
	3-1/2" x 72"	--	--	--	--
4076CH Custom capped newel chamfered	3-1/2" x 54"	--	--	--	--
	3-1/2" x 60"	--	--	--	--
	3-1/2" x 72"	--	--	--	--
4076FL Custom capped newel fluted	3-1/2" x 54"	--	--	--	--
	3-1/2" x 60"	--	--	--	--
	3-1/2" x 72"	--	--	--	--
COOPER CUSTOM BOX 3-1/2" NEWELS					
4077BD Custom capped newel with bead	3-1/2" x 54"	--	--	--	--
	3-1/2" x 60"	--	--	--	--
	3-1/2" x 72"	--	--	--	--
4077CH Custom capped newel chamfered	3-1/2" x 54"	--	--	--	--
	3-1/2" x 60"	--	--	--	--
	3-1/2" x 72"	--	--	--	--
4077FL Custom capped newel fluted	3-1/2" x 54"	--	--	--	--
	3-1/2" x 60"	--	--	--	--
	3-1/2" x 72"	--	--	--	--
COOPER CUSTOM BOX 4-1/2" NEWELS					
4092BD Custom box newel with bead	4-1/2" x 54"	--	--	--	--
	4-1/2" x 60"	--	--	--	--
	4-1/2" x 72"	--	--	--	--
4092FL Custom box newel fluted	4-1/2" x 54"	--	--	--	--
	4-1/2" x 60"	--	--	--	--
	4-1/2" x 72"	--	--	--	--
4092RP Custom box newel raised panel	4-1/2" x 54"	--	--	--	--
	4-1/2" x 60"	--	--	--	--
	4-1/2" x 72"	--	--	--	--
4092RCP Custom box newel raised panel	4-1/2" x 54"	--	--	--	--
	4-1/2" x 60"	--	--	--	--
	4-1/2" x 72"	--	--	--	--
4092RCPSQ Custom box newel recessed panel square corner (not shown)	4-1/2" x 54"	--	--	--	--
	4-1/2" x 60"	--	--	--	--
	4-1/2" x 72"	--	--	--	--



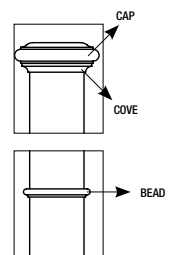
Recessed Panel Corner Options:



Recessed Panel Applied Moulding Options:



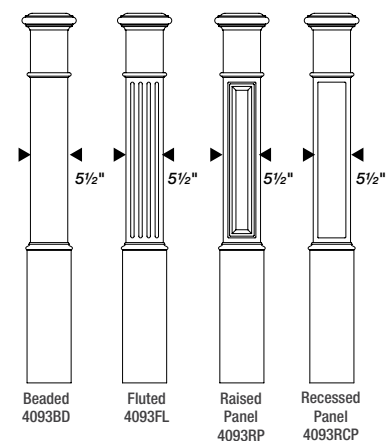
TAKE YOUR *POPLAR* POST AND MIX SPECIES FOR A NEW LOOK			
Add on RED OAK Cap, Cove & Bead to Poplar Post	Add on SAPELE/MAH Cap, Cove & Bead to Poplar Post	Add on WHITE OAK Cap, Cove & Bead to Poplar Post	Add on MAPLE Cap, Cove & Bead to Poplar Post
4076	--	--	--
4077	--	--	--
4092	--	--	--
4093	--	--	--



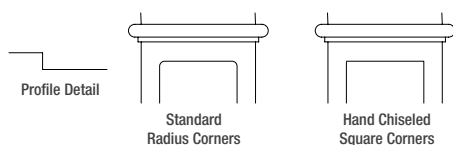
CUSTOM BOX NEWELS | 3-5 DAY LEAD TIME *

* Lead time may vary during peak production periods. All posts this page made to order. NON RETURNABLE.

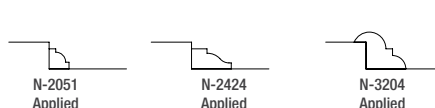
COOPER CUSTOM CAPPED 5-1/2" NEWELS					
PART, DESCRIPTION	SIZE	RED OAK	* POPLAR * See below for Mix Species	SAPELE MAHOGANY	MAPLE
4093BD Custom box newel with bead	5-1/2" x 54"	--	STOCK	--	--
	5-1/2" x 60"	--	--	--	--
	5-1/2" x 72"	--	--	--	--
4093FL Custom box newel fluted	5-1/2" x 54"	--	--	--	--
	5-1/2" x 60"	--	--	--	--
	5-1/2" x 72"	--	--	--	--
4093RP Custom box newel raised panel	5-1/2" x 54"	--	--	--	--
	5-1/2" x 60"	--	--	--	--
	5-1/2" x 72"	--	--	--	--
4093RCP Custom box newel raised panel	5-1/2" x 54"	--	--	--	--
	5-1/2" x 60"	--	--	--	--
	5-1/2" x 72"	--	--	--	--
4093RCPSQ Custom box newel recessed panel square corner (not shown)	5-1/2" x 54"	--	--	--	--
	5-1/2" x 60"	--	--	--	--
	5-1/2" x 72"	--	--	--	--



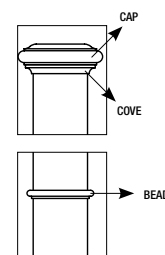
Recessed Panel Corner Options:



Recessed Panel Applied Moulding Options:



TAKE YOUR *POPLAR* POST AND MIX SPECIES FOR A NEW LOOK				
Add on RED OAK Cap, Cove & Bead to Poplar Post	Add on SAPELE/MAH Cap, Cove & Bead to Poplar Post	Add on WHITE OAK Cap, Cove & Bead to Poplar Post	Add on MAPLE Cap, Cove & Bead to Poplar Post	
4076	--	--	--	--
4077	--	--	--	--
4092	--	--	--	--
4093	--	--	--	--

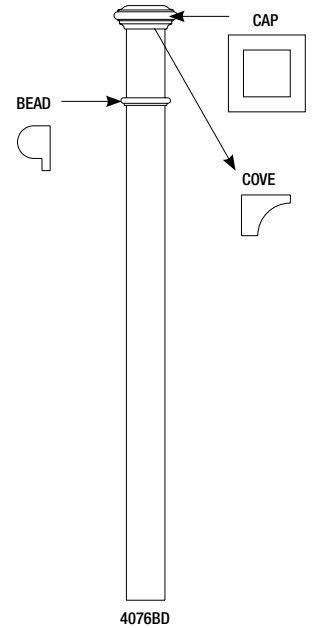


PARTIAL KD BOX POSTS

Your choice of 4 cap, bead & cove species

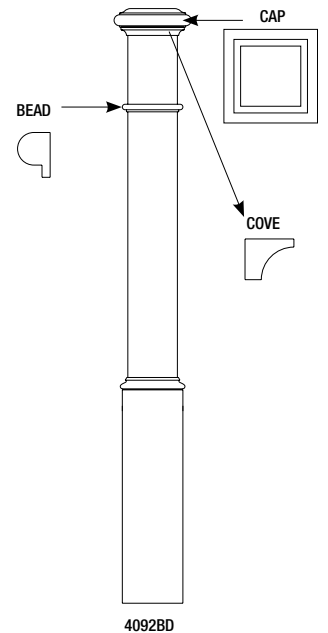
COOPER CUSTOM CAPPED 3-1/2" NEWELS		
PART, DESCRIPTION	SIZE	PRIMED
4076BD Custom capped newel with bead	3-1/2" x 54"	STOCK
	3-1/2" x 60"	STOCK

TAKE YOUR *PRIMED 4076BD POST* AND MIX SPECIES FOR A NEW LOOK				
	CAP, BEAD & COVE RED OAK on Primed Post	CAP, BEAD & COVE WHITE OAK on Primed Post	CAP, BEAD & COVE MAPLE on Primed Post	CAP, BEAD & COVE SAPELE on Primed Post
3-1/2" x 54"	STOCK	STOCK	STOCK	STOCK
3-1/2" x 60"	STOCK	STOCK	STOCK	STOCK



COOPER CUSTOM CAPPED 4-1/2" NEWELS		
PART, DESCRIPTION	SIZE	PRIMED
4092BD Custom box newel with bead	4-1/2" x 54"	STOCK
	4-1/2" x 60"	STOCK

TAKE YOUR *PRIMED 4092BD POST* AND MIX SPECIES FOR A NEW LOOK				
	CAP, BEAD & COVE RED OAK on Primed Post	CAP, BEAD & COVE WHITE OAK on Primed Post	CAP, BEAD & COVE MAPLE on Primed Post	CAP, BEAD & COVE SAPELE on Primed Post
4-1/2" x 54"	STOCK	STOCK	STOCK	STOCK
4-1/2" x 60"	STOCK	STOCK	STOCK	STOCK



RAIL
Cooper 6014 Sapele

BALUSTERS
Fitts 5911 Primed

BOX NEWELS
Cooper Custom 4092
Raised Panel Primed




Custom Newels

Let us help you make your stair truly one-of-a-kind. Simply provide us with a drawing or sketch and our craftsmen will create custom newel posts and balusters in your choice of wood species.




Mix and Match Species



Custom Caps



Custom Panels

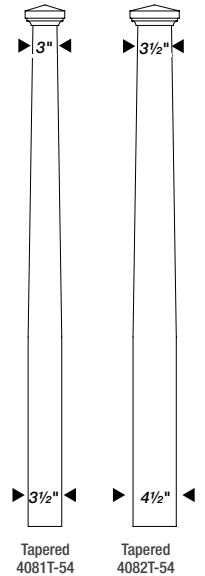


Custom Turned Newels

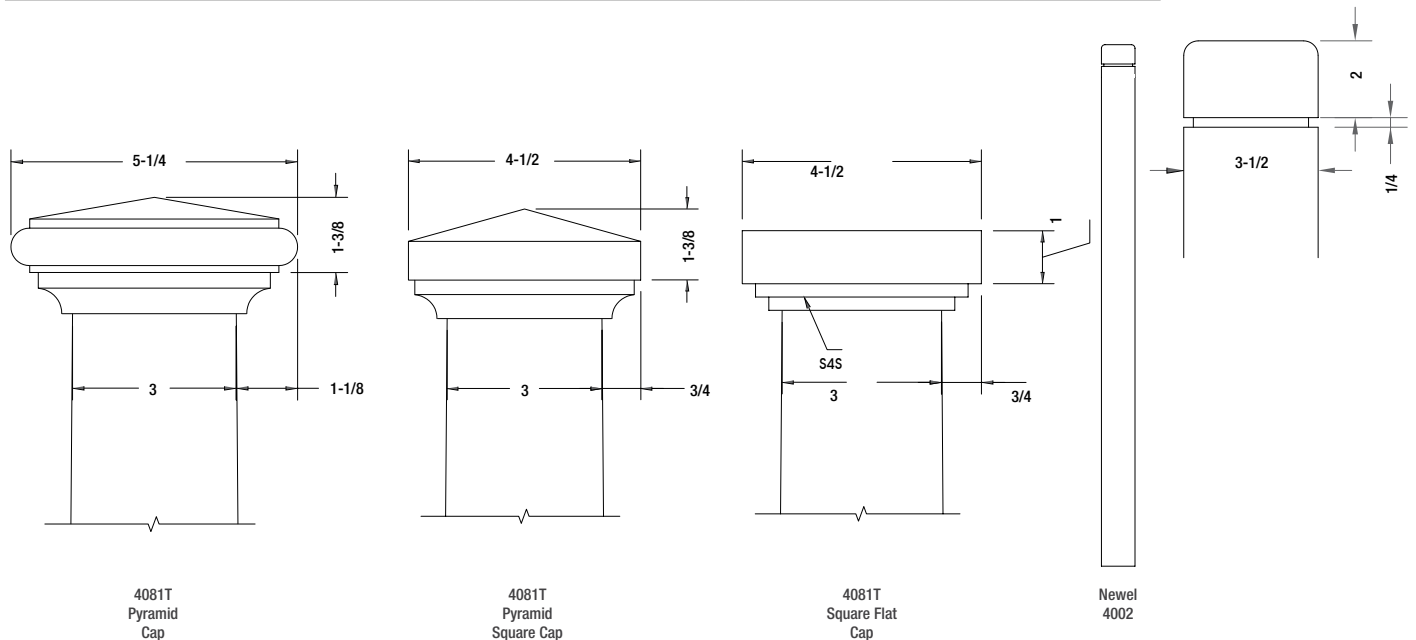
CUSTOM NEWEL POSTS | 3-5 DAY LEAD TIME

All posts this page made to order. NON RETURNABLE.

COOPER CUSTOM TAPERED 3-1/2" NEWELS						
PART, DESCRIPTION	SIZE	RED OAK	POPLAR	SAPELE MAHOGANY	MAPLE	WHITE OAK
4081TA Tapered newel	3-1/2" x 54"	--	--	--	--	--
	3-1/2" x 60"	--	--	--	--	--
	3-1/2" x 72"	--	--	--	--	--
COOPER CUSTOM TAPERED 4-1/2" NEWELS						
4082TA Tapered newel	4-1/2" x 54"	--	--	--	--	--
	4-1/2" x 60"	--	--	--	--	--
	4-1/2" x 72"	--	--	--	--	--
COOPER CUSTOM NEWEL CAPS						
PYRAMID CAP	1-3/8" x 5-1/4"	--	--	--	--	--
	1-3/8" x 5-3/4"	--	--	--	--	--
	1-3/4" x 7"	--	--	--	--	--
	1-3/4" x 8"	--	--	--	--	--
PYRAMID SQUARE CAP	1-3/8" x 4-1/2"	--	--	--	--	--
	1-3/8" x 5"	--	--	--	--	--
	1-3/8" x 6"	--	--	--	--	--
	1-3/8" x 7"	--	--	--	--	--
SQUARE FLAT CAP	1" x 4-1/2"	--	--	--	--	--
	1" x 5"	--	--	--	--	--
	1" x 6"	--	--	--	--	--
	1" x 7"	--	--	--	--	--



3" Newel Caps Shown



COOPER CUSTOM 3-1/2" NEWELS						
PART, DESCRIPTION	SIZE	RED OAK	POPLAR	SAPELE MAHOGANY	MAPLE	WHITE OAK
4002 NEWELS	3-1/2" x 54"	--	--	--	--	--
	3-1/2" x 60"	--	--	--	--	--

Legacy Newels




You love the seamless look of over-the-post staircase construction, but also want a starting newel that makes a bold statement. The Cooper Stairworks signature legacy newel can transform an ordinary entryway into a grand foyer.



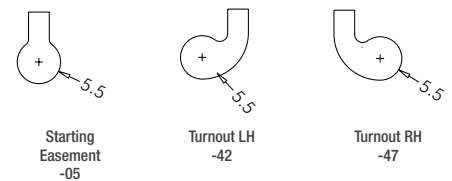
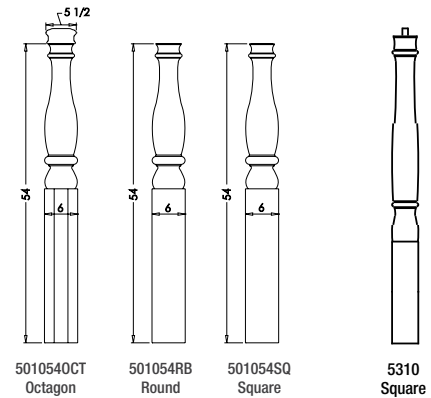
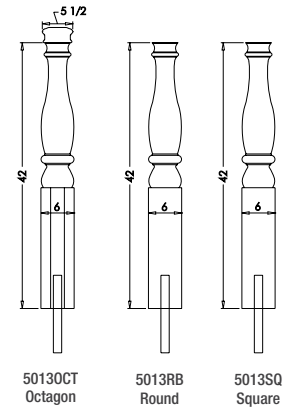
RAIL
Cooper 6014 Mahogany
BALUSTERS
Cooper 2615 Primed
NEWEL POSTS
Cooper Custom 5010
Octagon Mahogany

LEGACY NEWELS

COOPER STAIRWORKS LEGACY 5-1/2" NEWELS						
PART, DESCRIPTION	SIZE	RED OAK	SAPELE MAH	MAPLE	WHITE OAK	
50130CT Octagon	6" x 42"	--	--	--	--	
5013RB Round	6" x 42"	--	--	--	--	
5013SQ Square	6" x 42"	--	--	--	--	
5010540CT Octagon	6" x 54"	--	--	--	--	
501054RB Round	6" x 54"	--	--	--	--	
501054SQ Square	6" x 54"	--	--	--	--	
COOPER STAIRWORKS LEGACY 3-1/2" NEWELS						
5310 Square	3-1/2" x 54"	--	--	--	--	
5310 Square	3-1/2" x 60"	--	--	--	--	

COOPER STAIRWORKS FITTINGS						
	PART	DESC.	RED OAK	SAPELE MAH	MAPLE	WHITE OAK
	6008-05	Starting Easement	--	--	--	--
	6008-42	Turnout LH	--	--	--	--
	6008-47	Turnout RH	--	--	--	--
	6009-05	Starting Easement	--	--	--	--
	6009-42	Turnout LH	--	--	--	--
	6009-47	Turnout RH	--	--	--	--
	6014-05	Starting Easement	--	--	--	--
	6014-42	Turnout LH	--	--	--	--
	6014-47	Turnout RH	--	--	--	--


Legacy newels are custom turned - 10 DAY LEAD TIME



FITTINGS ALSO SPECIAL ORDER

Handrail and Fittings

A perfectly designed handrail profile strikes a delicate balance between form and function. A safe handrail must be easy to grasp by any size hand. A beautiful handrail mirrors the other architectural elements of the home and looks stunning from both above and below. We are proud to offer the following selection of well designed handrail profiles. All handrail and fittings are made in our own shop and available in many wood species.



RAIL
Cooper 6014 Red Oak
BALUSTERS
Fitts 5415 Fluted Primed
NEWEL POST
Fitts 4410 Fluted Red Oak

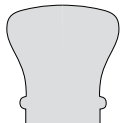
VOLUTE
6014 Sapele

FITTS HANDRAIL AND FITTINGS

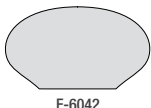
PART	RAIL, FILLET AND HANDRAIL	SIZE	RED OAK	POPLAR	BEECH	MAPLE	WHITE OAK
F6007	Fillet for 1-3/4 plow (C-6007)	3/8" x 1-3/4" x p.l.f. ♦	STOCK	STOCK	--	--	--
F6010-8	Handrail fingerjoint 8 ft. (C-6010-8)	2-3/8" x 2-1/4" x 8'	STOCK	STOCK	--	--	STOCK
F6010-10	Handrail fingerjoint 10 ft. (C-6010-10)	2-3/8" x 2-1/4" x 10'	STOCK	STOCK	--	--	--
F6010-12	Handrail fingerjoint 12 ft. (C-6010-12)	2-3/8" x 2-1/4" x 12'	STOCK	STOCK	--	--	STOCK
F6010-14	Handrail fingerjoint 14 ft. (C-6010-14)	2-3/8" x 2-1/4" x 14'	STOCK	STOCK	--	--	--
F6010-16	Handrail fingerjoint 16 ft. (C-6010-16)	2-3/8" x 2-1/4" x 16'	STOCK	STOCK	--	--	STOCK
F6010-AS-8	Oak handrail all solid 8 ft. (C6010-AS-8)	2-3/8" x 2-1/4" x 8'	STOCK	--	--	STOCK	--
F6010-AS-10	Oak handrail all solid 10 ft. (C6010-AS-10)	2-3/8" x 2-1/4" x 10'	STOCK	--	--	STOCK	--
F6010-AS-12	Oak handrail all solid 12 ft. (C6010-AS-12)	2-3/8" x 2-1/4" x 12'	STOCK	--	--	STOCK	--
F6010-AS-14	Oak handrail all solid 14 ft. (C6010-AS-14)	2-3/8" x 2-1/4" x 14'	STOCK	--	--	STOCK	--
F6010-AS-16	Oak handrail all solid 16 ft. (C6010-AS-16) **	2-3/8" x 2-1/4" x 16'	STOCK	--	--	STOCK	--
F6042-8	Wall rail fingerjoint 8 ft. (C6042-8)	1-9/32" x 2-1/4" x 8'	STOCK	--	--	--	--
F6042-10	Wall rail fingerjoint 10 ft. (C6042-10)	1-9/32" x 2-1/4" x 10'	STOCK	--	--	--	--
F6042-12	Wall rail fingerjoint 12 ft. (C6042-12)	1-9/32" x 2-1/4" x 12'	STOCK	--	--	--	--
F6042-14	Wall rail fingerjoint 14 ft. (C6042-14)	1-9/32" x 2-1/4" x 14'	STOCK	--	--	--	--
F6042-16	Wall rail fingerjoint 16 ft. (C6042-16)	1-9/32" x 2-1/4" x 16'	STOCK	--	--	--	--
F6045	Shoe rail fingerjoint w/1-1/4" plow (F6045 per l.f.)	3/4" x 2-1/4" ♦	STOCK	STOCK	--	STOCK	--
F6050	Fillet for 1-1/4 plow (C-6050)	3/8" x 1-1/4" x p.l.f.	STOCK	STOCK	--	--	--
F6210-SC-8	Handrail solid cap 8 ft. (C6210-SC-8)	2-3/8" x 2-5/8" x 8'	STOCK	--	--	STOCK	--
F6210-SC-10	Handrail solid cap 1 FJ 10 ft. (C6210-SC-10)	2-3/8" x 2-5/8" x 10'	STOCK	--	--	STOCK	--
F6210-SC-12	Handrail solid cap1 FJ 12 ft. (C6210-SC-12)	2-3/8" x 2-5/8" x 12'	STOCK	--	--	STOCK	--
F6210-SC-14	Handrail solid cap 1 FJ 14 ft. (C6210-SC-14)	2-3/8" x 2-5/8" x 14'	STOCK	--	--	STOCK	--
F6210-SC-16	Handrail solid cap1 FJ 16 ft. (C6210-SC-16)	2-3/8" x 2-5/8" x 16'	STOCK	--	--	STOCK	--
F6410-AS-8	Sheraton handrail - 8 ft.	2-15/16" x 2-5/8" x 8'	STOCK	--	--	--	--
F6410-AS-10	Sheraton handrail - 10 ft.	2-15/16" x 2-5/8" x 10'	STOCK	--	--	--	--
F6410-AS-12	Sheraton handrail - 12 ft.	2-15/16" x 2-5/8" x 12'	STOCK	--	--	--	--
F6410-AS-14	Sheraton handrail - 14 ft.	2-15/16" x 2-5/8" x 14'	STOCK	--	--	--	--
F6410-AS-16	Sheraton handrail - 16 ft.	2-15/16" x 2-5/8" x 16'	STOCK	--	--	--	--
F6710-SC-8	Handrail solid cap - 8 ft.	2-3/8" x 2-5/8" x 8'	STOCK	--	--	--	--
F6710-SC-10	Handrail solid cap - 10 ft.	2-3/8" x 2-5/8" x 10'	STOCK	--	--	--	--
F6710-SC-12	Handrail solid cap - 12 ft.	2-3/8" x 2-5/8" x 12'	STOCK	--	--	--	--
F6710-SC-14	Handrail solid cap - 14 ft.	2-3/8" x 2-5/8" x 14'	STOCK	--	--	--	--
F6710-SC-16	Handrail solid cap - 16 ft.	2-3/8" x 2-5/8" x 16'	STOCK	--	--	--	--



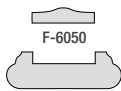
F-6007



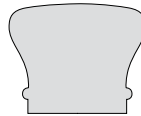
F-6010



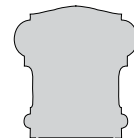
F-6042



F-6045



F-6210



F-6410



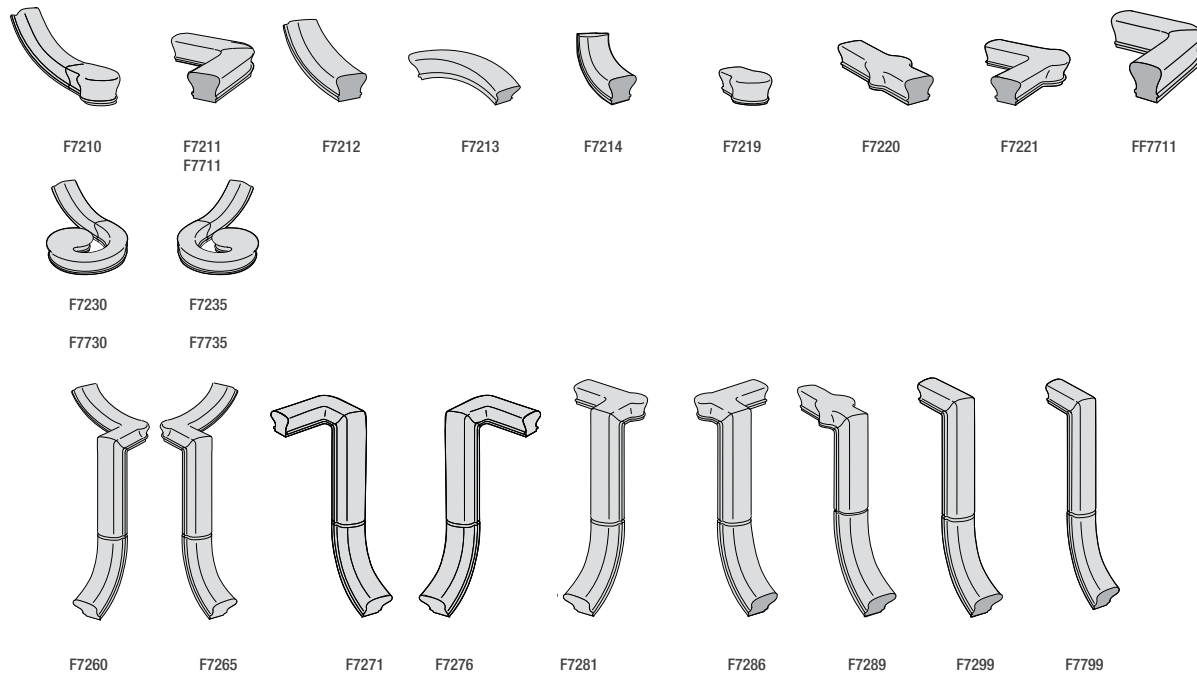
F-6710

♦ Note: Fillet is included with all plowed rails

** 1 Finger joint on top rail

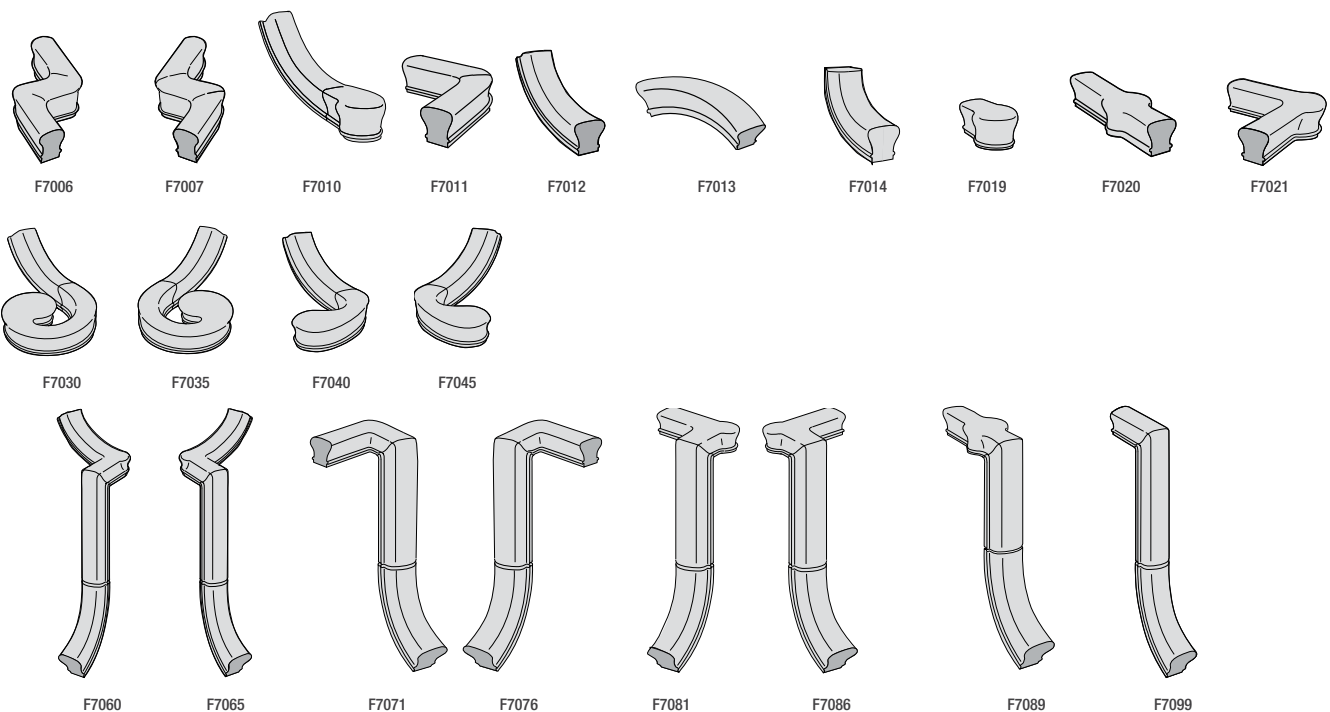
F6010 & F6010AS available in 4' & 6' lengths in stock

FITTS HANDRAIL AND FITTINGS







PART	FITTINGS, CONTINUED	RED OAK	BEECH
F7210	Starting easing (C-7210)	STOCK	--
F7211	Quarterturn no cap (C-7211)	STOCK	--
F7212	Up easing (C-7212)	STOCK	--
F7213	Over easing (C-7213)	STOCK	--
F7214	Up easing 90° (C-7214)	STOCK	--
F7219	One opening newel cap (C-7219)	STOCK	--
F7220	Tandem cap (C-7220)	STOCK	--
F7221	Quarterturn with cap (C-7221)	STOCK	--
F7230	Left hand volute (C-7230)	STOCK	--
F7235	Right hand volute (C-7235)	STOCK	--
F7260	Left hand gooseneck 2 rise with cap (C-7260)	STOCK	--
F7265	Right hand gooseneck 2 rise with cap (C-7265)	STOCK	--
F7271	Left hand gooseneck 2 rise no cap (C-7271)	STOCK	--
F7276	Right hand gooseneck 2 rise no cap (C-7276)	STOCK	--
F7281	Left hand gooseneck 2 rise with cap (C-7281)	STOCK	--
F7286	Right hand gooseneck 2 rise with cap (C-7286)	STOCK	--
F7289	Gooseneck 2 rise with cap (C-7289)	STOCK	--
F7299	Gooseneck 2 rise no cap (C-7299)	STOCK	--
F7711	Quarterturn no cap	STOCK	--
F7730	Left hand volute	STOCK	--
F7735	Right hand volute	STOCK	--
F7799	Gooseneck 2 rise no cap	STOCK	--

FITTS HANDRAIL AND FITTINGS







PART	FITTINGS	RED OAK	POPLAR	BEECH	WHITE OAK
F7006S	R.H. S-fittings 5 1/2" offset (C-7047RH)	STOCK	--	--	--
F7007S	L.H. S-fittings 5 1/2" offset (C-7047LH)	STOCK	--	--	--
F7010	Starting easing (C-7010)	STOCK	STOCK	--	--
F7011	Level quarterturn - no cap (C-7011)	STOCK	STOCK	--	STOCK
F7012	Up easing (C-7012)	STOCK	STOCK	--	STOCK
F7013	Over easing (C-7013)	STOCK	STOCK	--	STOCK
F7014	Up easing 90 degrees (C-7014)	STOCK	STOCK	--	--
F7019	One opening newel cap (C-7019)	STOCK	STOCK	--	--
F7020	Tandem cap (F7020)	STOCK	STOCK	--	--
F7021	Level quarterturn with cap (C-7021)	STOCK	STOCK	--	--
F7030	Left hand volute (C-7030)	STOCK	STOCK	--	--
F7035	Right hand volute (C-7035)	STOCK	STOCK	--	--
F7040	Left hand turnout 4-7/8 C to C (C-7040)	STOCK	--	--	--
F7045	Right hand turnout 4-7/8 C to C (C-7050)	STOCK	--	--	--
F7060	Left hand gooseneck 2 rise with cap (C-7060)	STOCK	STOCK	--	--
F7065	Right hand gooseneck 2 rise with cap (C-7065)	STOCK	STOCK	--	--
F7071	Left hand gooseneck 2 rise no cap (C-7010)	STOCK	--	--	--
F7076	Right Hand gooseneck 2 rise no cap (C-7076)	STOCK	--	--	--
F7081	Left Hand gooseneck 2 rise with cap (C-7081)	STOCK	--	--	--
F7086	Right Hand gooseneck 2 rise no cap (C-7076)	STOCK	--	--	--
F7089	Gooseneck 2 rise with cap (C-7089)	STOCK	--	--	--
F7099	Gooseneck 2 rise no cap (C-7009)	STOCK	STOCK	--	STOCK

COOPER HANDRAIL

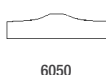
		SAPELE MAH	RED OAK	MAPLE	WHITE OAK
6008	SOMERSET 1-13/16" X 2-5/8"				
	4'	STOCK	STOCK	STOCK	Call For Details
	6'	STOCK	STOCK	STOCK	
	8'	STOCK	STOCK	STOCK	
	10'	STOCK	STOCK	STOCK	
	12'	STOCK	STOCK	STOCK	
	14'	STOCK	STOCK	STOCK	
	16'	STOCK	STOCK	STOCK	
6009	SOMERSET WITH BEAD 2-3/8" X 2-5/8"				
	4'	STOCK	STOCK	STOCK	STOCK
	6'	STOCK	STOCK	STOCK	STOCK
	8'	STOCK	STOCK	STOCK	STOCK
	10'	STOCK	STOCK	STOCK	STOCK
	12'	STOCK	STOCK	STOCK	STOCK
	14'	STOCK	STOCK	STOCK	STOCK
	16'	STOCK	STOCK	STOCK	STOCK
6000*	CONTEMPORARY 1-1/2" X 2-5/8"				
	8'	STOCK SOLID	STOCK	Call For Details	STOCK
	12'	STOCK SOLID	STOCK		STOCK
	16'	STOCK SOLID	STOCK		STOCK
6000A*					
	8'	STOCK SOLID	--	Call For Details	--
	12'	STOCK SOLID	--		--
	16'	STOCK SOLID	--		--

*Check with local building inspector before installing this handrail

		SAPELE MAH	RED OAK	MAPLE	WHITE OAK
6011	PORTSMOUTH 2-3/8" X 2-3/8"				
	4'	Call For Details	Call For Details	Call For Details	STOCK
	6'				STOCK
	8'				STOCK
	10'				STOCK
	12'				STOCK
	14'				STOCK
	16'				STOCK
6014	LEXINGTON ★ 2-3/4" X 2-5/8"				
	4'	STOCK	STOCK	STOCK	STOCK
	6'	STOCK	STOCK	STOCK	STOCK
	8'	STOCK	STOCK	STOCK	STOCK
	10'	STOCK	STOCK	STOCK	STOCK
	12'	STOCK	STOCK	STOCK	STOCK
	14'	STOCK	STOCK	STOCK	STOCK
	16'	STOCK	STOCK	STOCK	STOCK
6087	MINI METRO WALL RAIL 1-1/4" X 2-1/4"				
	8'	Call For Details	STOCK	Call For Details	STOCK
	12'		STOCK		STOCK
	15'6"		STOCK		STOCK
6088	METRO 1-5/8" X 2-5/8"				
	8'	Call For Details	Call For Details	Call For Details	STOCK
	12'				STOCK
	16'				STOCK

SHOE RAIL













DESCRIPTION	RAIL SIZE THICKNESS X WIDTH	RED OAK	MAPLE	SAPELE MAH	WHITE OAK	POPLAR	BEECH
6050 Fitts / Cooper fillet 1-1/4"	3/8" x 1-1/4"	STOCK I.f.	STOCK I.f.	STOCK I.f.	STOCK I.f.	STOCK I.f.	--
6045 Fitts / Cooper shoe rail 1-1/4" plow	3/4" x 2-1/2"	STOCK I.f.	--	--	--	--	--
6007 Fitts / Cooper fillet 1-3/4"	3/8" x 1-3/4"	STOCK I.f.	STOCK I.f.	STOCK I.f.	STOCK I.f.	STOCK I.f.	--













Note: Oak from Fitts; all other species by Cooper
Rails recommended for use with 1-1/4" Balusters

★ Rails available to plow for square top baluster. Specify width. Recommended for use with 1-3/4" balusters. Please call for special items, sizes or species.

COOPER HANDRAIL AND FITTINGS | 3-5 DAY LEAD TIME







								
			-10	-11	-12	-13	-14	-19
			starting easing	quarterturn no cap	up easing	over easing	up easing 90°	one opening newel cap
6008 Somerset rail		RED OAK	--	STOCK	STOCK	STOCK	STOCK	STOCK
		SAPELE MAH	--	STOCK	STOCK	STOCK	STOCK	STOCK
		MAPLE	--	STOCK	STOCK	STOCK	STOCK	STOCK
		WHITE OAK	--	--	--	--	--	--
6009 Somerset rail with bead		RED OAK	--	STOCK	STOCK	STOCK	STOCK	STOCK
		SAPELE MAH	--	STOCK	STOCK	STOCK	STOCK	STOCK
		MAPLE	--	STOCK	STOCK	STOCK	STOCK	STOCK
		WHITE OAK	STOCK	STOCK	STOCK	STOCK	STOCK	STOCK
6011 Portsmouth rail		RED OAK	--	--	--	--	--	--
		SAPELE MAH	--	--	--	--	--	--
		MAPLE	--	--	--	--	--	--
		WHITE OAK	--	--	--	--	--	--
6014 Lexington rail		RED OAK	STOCK	STOCK	STOCK	STOCK	STOCK	STOCK
		SAPELE MAH	STOCK	STOCK	STOCK	STOCK	STOCK	STOCK
		MAPLE	--	--	--	--	--	--
		WHITE OAK	STOCK	STOCK	STOCK	STOCK	STOCK	STOCK
6087 Mini Metro wall rail		RED OAK	--	STOCK	STOCK	STOCK	--	--
		WHITE OAK	--	STOCK	STOCK	STOCK	--	--
6088 Metro rail		WHITE OAK	--	STOCK	STOCK	STOCK	--	--

All non-stock fittings on this page are made to order and NON RETURNABLE

								
			-20	-21	-30	-35	-40	-45
			tandem cap	quarterturn with cap	LH volute	RH volute	LH turnout	RH turnout
6008 Somerset rail		RED OAK	STOCK	--	--	--	--	--
		SAPELE MAH	STOCK	--	--	--	--	--
		MAPLE	STOCK	--	--	--	--	--
		WHITE OAK	--	--	--	--	--	--
6009 Somerset rail with bead		RED OAK	STOCK	--	--	--	--	--
		SAPELE MAH	STOCK	--	--	--	--	--
		MAPLE	STOCK	--	--	--	--	--
		WHITE OAK	STOCK	STOCK	STOCK	STOCK	STOCK	STOCK
6011 Portsmouth rail		RED OAK	--	--	--	--	--	--
		SAPELE MAH	--	--	--	--	--	--
		MAPLE	--	--	--	--	--	--
		WHITE OAK	--	--	--	--	--	--
6014 Lexington rail		RED OAK	STOCK	STOCK	STOCK	STOCK	STOCK	STOCK
		SAPELE MAH	STOCK	STOCK	STOCK	STOCK	STOCK	STOCK
		MAPLE	--	--	--	--	--	--
		WHITE OAK	STOCK	STOCK	STOCK	STOCK	STOCK	STOCK

COOPER HANDRAIL AND FITTINGS | 3-5 DAY LEAD TIME

All fittings on this page
are made to order and
NON RETURNABLE

			-60	-65	-71	-76	-81	-86	-89	-99
6008 	RED OAK	--	--	--	--	--	--	--	--	--
	SAPELE MAH	--	--	--	--	--	--	--	--	--
	MAPLE	--	--	--	--	--	--	--	--	--
	WHITE OAK	--	--	--	--	--	--	--	--	--
6009 	RED OAK	--	--	--	--	--	--	--	--	--
	SAPELE MAH	--	--	--	--	--	--	--	--	--
	MAPLE	--	--	--	--	--	--	--	--	--
	WHITE OAK	STOCK	STOCK	STOCK	STOCK	STOCK	STOCK	STOCK	STOCK	STOCK
6011 	SAPELE MAH	--	--	--	--	--	--	--	--	--
	MAPLE	--	--	--	--	--	--	--	--	--
	WHITE OAK	--	--	--	--	--	--	--	--	--
6014 	RED OAK	STOCK	STOCK	STOCK	STOCK	STOCK	STOCK	STOCK	STOCK	STOCK
	SAPELE MAH	STOCK	STOCK	STOCK	STOCK	STOCK	STOCK	STOCK	STOCK	STOCK
	MAPLE	--	--	--	--	--	--	--	--	--
	WHITE OAK	STOCK	STOCK	STOCK	STOCK	STOCK	STOCK	STOCK	STOCK	STOCK
6087 Wall rail 	RED OAK	--	--	--	--	--	--	--	--	STOCK
	WHITE OAK	--	--	--	--	--	--	--	--	STOCK
6088 	WHITE OAK	--	--	--	--	--	--	--	--	STOCK

Goosenecks on this page for use with Cooper rails. Fitting diagrams / icons shown are used to show function of fitting only and do not depict actual rail profile.

ROSETTES

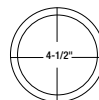
PART	ROSETTES	SIZE	OAK	BEECH	POPLAR	SAPELE MAH	MAPLE	WHITE OAK
7007	Rosette (rectangular)	4" x 5"	◆ --	◆ --	◆ --	◆ --	◆ --	STOCK
7017	Rosette (round)	4-1/2" diameter	STOCK	--	STOCK	STOCK	STOCK	STOCK
7037	Rosette (oval)	4" x 5-1/2"	STOCK	--	STOCK	STOCK	STOCK	STOCK

◆ 3 day lead time

Rectangle
7007



Round
7017



Oval
7037



PLUGS, BUNGS, AND BUTTONS

PART	DESCRIPTION	SIZE		UNIT
F3000 RPLUG	1" oak handrail plug	1"	STOCK	each
F3000 RPLUGB	1" beech handrail plug	1"	--	each
F3000 RPLUGMAP	1" maple handrail plug	1"	STOCK	each
F3000 RPLUGPOP	1" poplar handrail plug	1"	STOCK	each
F3000 RPLUGS	1" sapele handrail plug	1"	STOCK	each
F3000 RPLUGWO	1" white oak handrail plug	1"	STOCK	each

PART	DESCRIPTION	SIZE		UNIT
BUNG	3/8" oak bung	1"	STOCK	pkg/25
BUTTON	3/8" oak button	1"	STOCK	pkg/25



RPLUG



BUNG



BUTTON

Balusters



RAIL
6010 SYP,
Plowed

BALUSTERS
5060 Primed

BOX NEWELS
Custom 4076 Primed

COOPER SQUARE BALUSTERS

COOPER SQUARE BALUSTERS					
PART	DESC.	SIZE	PRIMED WITH PIN	RED OAK	POPLAR
5060-36	Square	1-1/4" x 36"	STOCK	STOCK	STOCK
5060-42	Square	1-1/4" x 42"	STOCK	STOCK	STOCK
5260-36	Square	1-1/2" x 36"	STOCK	STOCK	STOCK
5260-42	Square	1-1/2" x 42"	STOCK	STOCK	STOCK
5360-36	Square	1-3/4" x 36"	STOCK	STOCK	STOCK
5360-42	Square	1-3/4" x 42"	STOCK	STOCK	STOCK

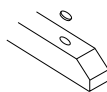
SPECIFY 1/2" or 3/4" Diameter. 3/4" is standard



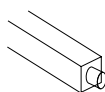
5060
5260
5360

PRMBAL	Prime any size baluster	each
BEVEL	Bevel end and drill for screw and bung (bung included)	each
PIN12	Insert pin in baluster 1/2" diameter	pin each
PIN34	Insert pin in baluster 3/4" diameter	pin each
BINSERT	Drill end and install metal fastener, tread insert included	each

BALUSTER OPTIONS

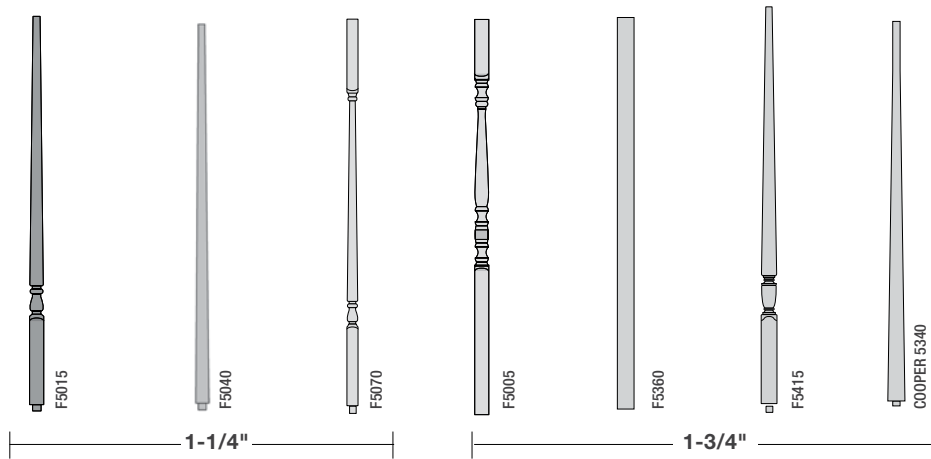


BEVEL
Bevel end and drill
for screw and bung
(bung included)



Insert pin in baluster
PIN12 1/2" diameter
PIN34 3/4" diameter
(standard)

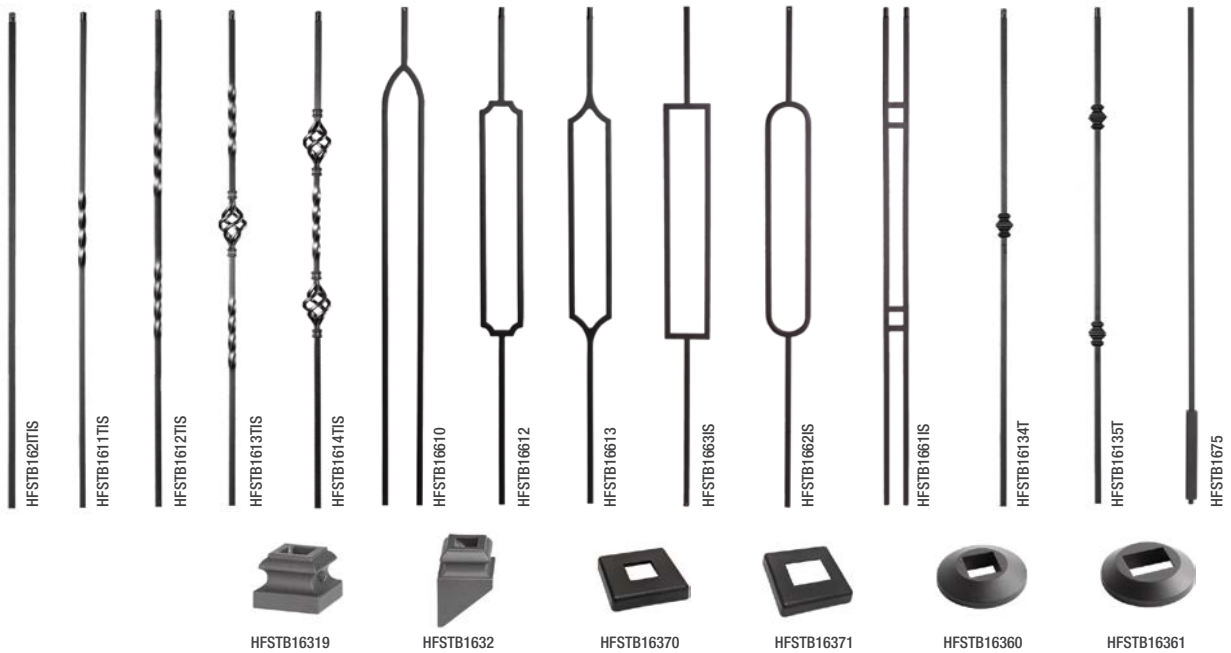
FITTS BALUSTERS



For additional square balusters 1-1/2", 1-1/4" and 1-3/4" (poplar and oak), as well as pinning baluster options please see page 31.

PART	FITTS BALUSTERS	SIZE	RED OAK	BEECH	PRIMED	POPLAR
F5015-31	Baluster taper top (C-5015-31)	1-1/4" x 31"	--	--	STOCK	--
F5015-34	Baluster taper top (C-5015-34)	1-1/4" x 34"	STOCK	--	STOCK	STOCK
F5015-36	Baluster taper top (C-5015-36)	1-1/4" x 36"	STOCK	--	STOCK	STOCK
F5015-39	Baluster taper top (C-5015-39)	1-1/4" x 39"	STOCK	--	STOCK	STOCK
F5015-42	Baluster taper top (C-5015-42)	1-1/4" x 42"	STOCK	--	STOCK	STOCK
F5040-36	Baluster full taper (C-5040-36)	1-1/8" x 36"	--	--	--	STOCK
F5040-39	Baluster full taper (C-5040-39)	1-1/8" x 39"	--	--	--	STOCK
F5040-42	Baluster full taper (C-5040-42)	1-1/8" x 42"	--	--	--	STOCK
F5070-36	Baluster square top (C-5070-36)	1-1/4" x 36-1/2"	STOCK	--	STOCK	--
F5070-39	Baluster square top (C-5070-39)	1-1/4" x 39-1/2"	STOCK	--	STOCK	--
F5070-42	Baluster square top (C-5070-42)	1-1/4" x 42-1/2"	STOCK	--	STOCK	--
F5005-36	Baluster square top (C-5005-36)	1-3/4" x 36"	--	--	STOCK	--
F5005-42	Baluster square top (C-5005-42)	1-3/4" x 42"	--	--	STOCK	--
F5360-36	Baluster S4S blank no pin (C-5360-36)	1-3/4" x 36"	STOCK	--	STOCK	--
F5360-42	Baluster S4S blank no pin (C-5360-42)	1-3/4" x 42"	STOCK	--	STOCK	--
F5415-36PR	Sheraton baluster taper top primed	1-3/4" x 36"	--	--	STOCK	--
F5415-39PR	Sheraton baluster taper top primed	1-3/4" x 39"	--	--	STOCK	--
F5415-42PR	Sheraton baluster taper top primed	1-3/4" x 42"	--	--	STOCK	--
53406POP	Straight taper (COOPER)	1-3/4" x 36"	--	--	--	STOCK
53409POP	Straight taper (COOPER)	1-3/4" x 39"	--	--	--	STOCK
53402POP	Straight taper (COOPER)	1-3/4" x 42"	--	--	--	STOCK

HOUSE OF FORGINGS IRON BALUSTERS



PART	HOLLOW WROUGHT IRON	SIZE	SATIN BLACK	OIL RUBBED COPPER
HFSTB162ITIS	Plain Square Baluster	1/2" x 44"	STOCK	--
HFSTB162IT	Plain Square Baluster	1/2" x 44"	--	STOCK
HFSTB1611TIS	Single Twist Baluster	1/2" x 44"	STOCK	--
HFSTB1611T	Single Twist Baluster	1/2" x 44"	--	STOCK
HFSTB1612TIS	Double Twist Baluster	1/2" x 44"	STOCK	--
HFSTB1612T	Double Twist Baluster	1/2" x 44"	--	STOCK
HFSTB1613TIS	Single Basket Baluster	1/2" x 44"	STOCK	--
HFSTB1614TIS	Double Basket Baluster	1/2" x 44"	STOCK	--
HFSTB16610	Harmony Arch Baluster	1/2" x 46"	STOCK	--
HFSTB16612	Harmony Curved Hexagon Baluster	1/2" x 44"	STOCK	--
HFSTB16613	Harmony Scalloped Rectangle Baluster	1/2" x 44"	STOCK	--
HFSTB1663IS	Aalto Rectangle Baluster	1/2" x 44"	STOCK	--
HFSTB1662IS	Aalto Oval Baluster	1/2" x 44"	STOCK	--
HFSTB1661IS	Aalto Double Bar Baluster	1/2" x 44"	STOCK	--
HFSTB16134T	Versatile Single Knuckle Baluster (SOLID)	1/2" x 44"	STOCK	--
HFSTB16135T	Versatile Double Knuckle Baluster (SOLID)	1/2" x 44"	STOCK	--
HFSTB1675	Foundation 1" X 8" Bottom Square Baluster	1/2" x 44"	STOCK	--
HFSTB16319	Level Base Shoe for 1/2" Square Balusters		STOCK	--
HFSTB1632	Angled Base Shoe for 1/2" Square Balusters		STOCK	--
HFSTB16370	Level Square Collar for 1/2" Square Balusters		STOCK	--
HFSTB16371	Angled Square Collar for 1/2" Square Balusters		STOCK	--
HFSTB16360	Level Round Collar for 1/2" Square Balusters		STOCK	--
HFSTB16361	Angled Round Collar for 1/2" Square Balusters		STOCK	--

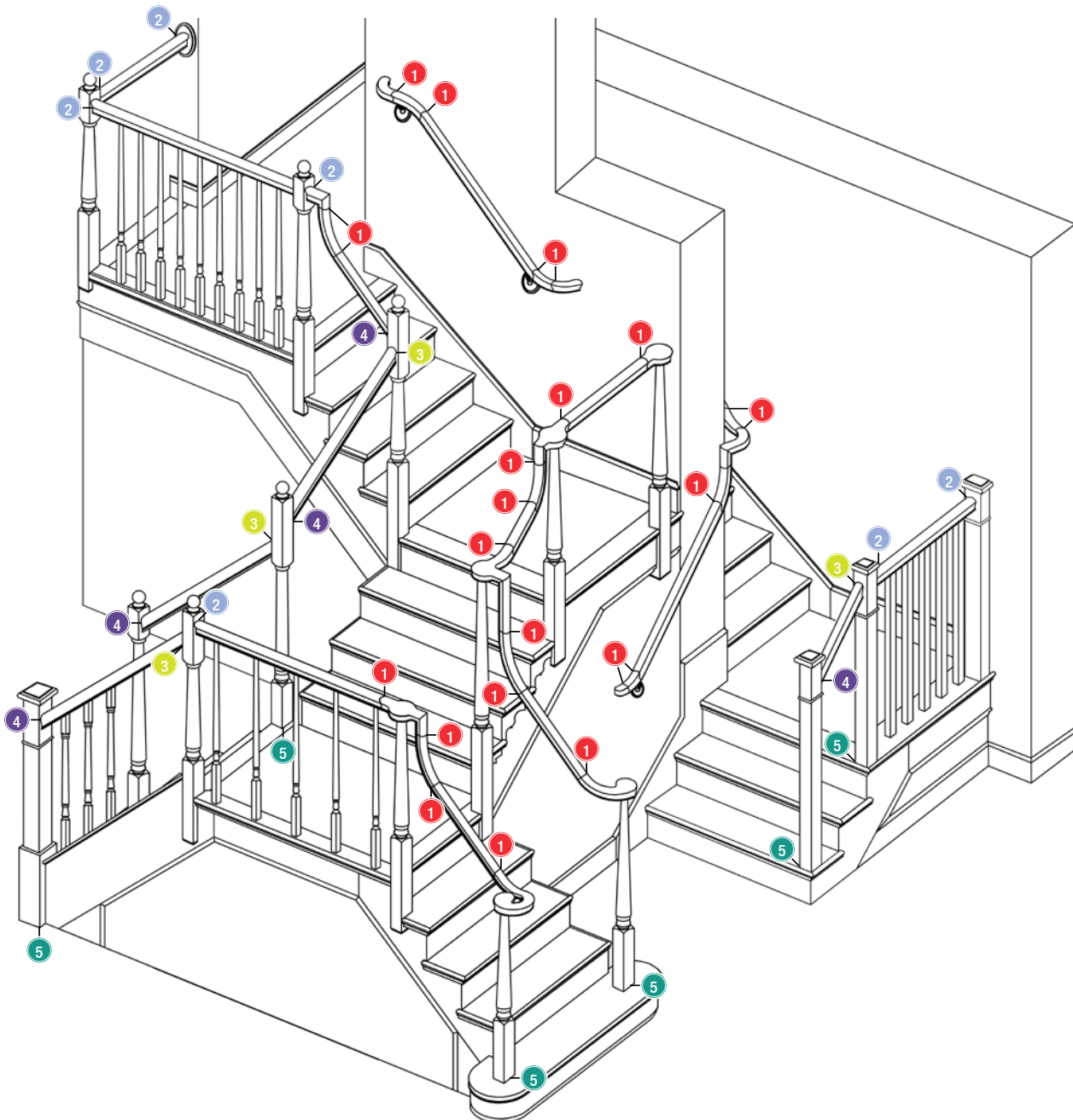
HOUSE OF FORGINGS BALUSTERS



PART	HOLLOW WROUGHT IRON	SIZE	SATIN BLACK
HFSTB2921	Tuscan Plain Hammered Baluster (SOLID)	9/16" x 44"	STOCK
HFSTB2102	Tuscan Single Sphere Hammered Baluster (SOLID)	9/16" x 44"	STOCK
HFSTB2103	Tuscan Double Sphere Hammered Baluster (SOLID)	9/16" x 44"	STOCK
HFSTB1622T	Plain Round Baluster	9/16" x 44"	STOCK
HFSTB16313	Level Base Shoe for 9/16" Round Baluster		STOCK
HFSTB16316	Angled Base Shoe for 9/16" Round Baluster		STOCK
HFSTB3421T	Mega Plain Baluster	3/4" x 44"	STOCK
HFSTB3411T	Mega Single Twist Baluster	3/4" x 44"	STOCK
HFSTB3412T	Mega Double Twist Baluster	3/4" x 44"	STOCK
HFSTB34134T	Mega Single Knuckle Baluster	3/4" x 44"	STOCK
HFSTB34135T	Mega Double Knuckle Baluster	3/4" x 44"	STOCK
HFSTB34319	Level Base Shoe for 3/4" Mega Baluster		STOCK
HFSTB3432	Angled Base Shoe for 3/4" Mega Baluster		STOCK
HFSTB1658	Square Newel (SOLID)	1-3/16" x 48"	STOCK
HFSTB16372	Newel Shoe		STOCK
HFSTB5115	5' Horizontal Round Bar 2mm Thick Wall	5/8" x 5'	STOCK
HFSTB511	8' Horizontal Round Bar 2mm Thick Wall	5/8" x 8'	STOCK
EPC101	Epoxy Gun		STOCK
EPC410	Black Epoxy with 2 Injector Tips		STOCK



Zipbolt Identifier



1

ZIPBOLT UT
RAILBOLT




2

ZIPBOLT SLIPFIX
RAILBOLT



3

ZIPBOLT ANGLED
SLIPFIX RAILBOLT



4

ZIPBOLT ANGLED
RAILBOLT



5

ZIPBOLT SUPER UT
POST FASTENER



1 ZIPBOLT UT RAILBOLT



Easily join rail segments and fittings



ZIPBOLT2 UT Railbolt
2 Pack w/ Driver (13.610)



ZIPBOLT Deep Socket
Tool 7mm (40.520)
for UT Railbolt 7mm
(40.520) for UT Railbolt



ZIPMICRO2 UT Micro Railbolt
2 Pack w/ Driver (16.610)
A smaller version of the original,
perfect for small round and short
profile rails



ZIPBOLT Deep Socket
Tool 6mm (40.500)
for Micro UT Railbolt 6mm
(40.500) for UT Railbolt

2 ZIPBOLT SLIPFIX RAILBOLT



Post-to-post fastener for balconies



ZIPSLIP2 Slipfix
2 Pack w/ Driver (13.810)

3 ZIPBOLT ANGLED SLIPFIX RAILBOLT



For use with angled railbolt for post-to-post at top of stairs



ZIPSLIPA2 Angled Slipfix Railbolt
2 Pack w/ Driver (13.960)

4 ZIPBOLT ANGLED RAILBOLT




For use with angled railbolt for post-to-post at bottom of stairs
with rake rail



ZIPPUTAR2 Angled Railbolt
2 Pack w/ Driver (11.560)

5 ZIPBOLT SUPER UT POST FASTENER



Newel post fastener



ZIPSUPER Super UT
Post Fastener (14.110)

ACCESSORIES



ZIPBOLT Ratchet Driver
(40.300)



ZIPBOLT UT Railbolt
Drill Guide (40.260)
Optional tool for even quicker
installation.
Not for use with ZIPBOLT
Super UT



ZIPBOLT Allen Key
5mm (40.440)



ZIPBOLT Side
Ratchet Tool (40.310)



4mm Driver (40.400)



6mm Driver (40.420)



5mm Driver (40.410)



8mm Driver (40.430)

Zipbolt



ZIPBOLT™ UT Rail Kit 98mm
(13.610)
2 PACK




ZIPBOLT™ UT 6 Pack
5 Bolts and 1 - 5mm Driver



ZIPBOLT™ Slipfix Rail Bolt (13.810)
2 PACK



ZIPBOLT™ EXTERIOR
Slipfix Rail Bolt (13.960)
2 PACK



ZIPBOLT™ Angled Slipfix Rail Bolt
(13.960)
2 PACK



ZIPBOLT™ Angled Rail Bolt
(11.560)
2 PACK



ZIPBOLT™ UT Maxi Mitre
8mm x 135mm (11.600)
Angled Handrail Joint Connector



ZIPBOLT™ Super UT
12mm x 278mm (14.110)
Newel Anchoring Fastener



ZIPBOLT™ Rail Bolt
Drill Guide (40.260)



ZIPBOLT™ EXTERIOR
Post Anchor (17.800)



ZIPBOLT™ Countertop
Routing Template (40.200)



ZIPBOLT™ UT Micro
Railbolt (16.610) - 2 Pack
For Small Profile Rails



ZIPWAX



ZIPBOLT™ Allen Key 5mm
(40.440)



ZIPBOLT™ Deep Socket Tool
6 MM (40.500) use with Micro UT Railbolt
7 MM (40.520) use with Zipbolt UT Railbolt




ZIPBOLT™ Ratchet Driver
(40.300)

ZIPBOLT™ Deep Socket Tool
10MM (40.540) use with Super UT
(14.100) and XT Post (17.800)



ZIPBOLT™ Side Ratchet Tool
(40.310)



2" Baluster Screw
with Insert



Baluster Bolt
Driver
Use with
6mm driver



4mm (40.400)



5mm (40.410)



6mm (40.420)



8mm (40.430)



25 x 50mm
(40.620)



40 x 50mm
(40.640)



ZIPBOLT™ UT
Rail Kit 98mm
(13.600)



ZIPBOLT™ UT
Mini Half Mitre
6mm x 85mm (11.720)



ZIPBOLT™ UT Maxi
Miter 38mm x135mm
(11.600)



ZIPBOLT™ UT
85mm
(10.500)



ZIPBOLT™ UT Maxi
8mm x 90mm KD
(13.500)



ZIPBOLT™
Slipfix Rail Bolt
Sold in 2 Pack see above



ZIPBOLT™
EXTERIOR Slipfix Rail
Bolt - Sold in 2 Pack
see above



ZIPBOLT™
Angled Slipfix Rail Bolt
-Sold in 2 Pack see
above



ZIPBOLT™ UT Micro
Railbolt (16.600)
Sold in 2 Pack
see above
For Small Profile
Rails



ZIPBOLT™
Angled Rail Bolt
(11.550)
Sold in 2 Pack
See Above



ZIPBOLT™
Drawbolt
Counter Top
Fastener
(10.900)



ZIPBOLT™ UT
Mini
6mm x 100mm
(10.800)



ZIPBOLT™ UT
Midi
6mm x 90mm
(13.520)



ZIPBOLT™ UT
Mini KD
6mm x 43mm
(12.600)



ZIPBOLT™ UT
Mini KD Open Cut
6mm x 30mm
(12.601)



Super UT
12mm x 278mm
(14.110)



FAS-N-FAST
Blind Post
Anchoring System

STAIRPART ACCESSORIES

PART	DESCRIPTION	
ZIPBOLT	ZIPBOLT™ UT Rail Kit 98mm (13.600) - Single	STOCK
ZIPBOLT2	ZIPBOLT™ UT Rail Kit 98mm (13.610) - 2 Pack	STOCK
ZIPBOLT6P	ZIPBOLT™ UT 6 Pack, 5 Bolts and 1 - 5mm Driver	STOCK
ZIPUTAR	ZIPBOLT™ Angled Rail Bolt (11.550) - Single	STOCK
ZIPUTAR2	ZIPBOLT™ Angled Rail Bolt (11.560) - 2 Pack	STOCK
ZIPAK5	ZIPBOLT™ Allen Key 5mm (40.440)	STOCK
ZIPHD450	ZIPBOLT™ Hex Driver 4mm x 50mm (40.400)	STOCK
ZIPHD5	ZIPBOLT™ Hex Driver 5mm x 50mm (40.410)	STOCK
ZIPHD650	ZIPBOLT™ Hex Driver 6mm x 50mm (40.420)	STOCK
ZIPHD850	ZIPBOLT™ Hex Driver 8mm x 50mm (40.430)	STOCK
ZIPRD	ZIPBOLT™ Ratchet Driver (40.300)	STOCK
ZIPUTMM8135	ZIPBOLT™ UT Maxi Miter 38mm x135mm (11.600)	STOCK
ZIPSLIP	ZIPBOLT™ Slipfix Rail Bolt (13.801) - Single	STOCK
ZIPSLIP2	ZIPBOLT™ Slipfix Rail Bolt (13.810) - 2 Pack	STOCK
ZIPMICRO	ZIPBOLT™ UT Micro for Small Profile Rails (16.600) - Single	STOCK
ZIPMICRO2	ZIPBOLT™ UT Micro for Small Profile Rails (16.610) - 2 Pack	STOCK
ZIPSLIPA	ZIPBOLT™ Angled Slipfix Rail Bolt (13.950) - Single	STOCK
ZIPMAXI2	ZIPBOLT™ UT Maxi Mitre 8mm x 135mm ((11.600) - 2 Pack	STOCK
ZIPSLIPA2	ZIPBOLT™ Angled Slipfix Rail Bolt (13.960) - 2 Pack	STOCK
ZIPSUPERBLK	ZIPBOLT™ Super UT 12mm x 278mm (14.100) - Single (no driver or plugs)	STOCK
ZIPSUPER	ZIPBOLT™ Super UT 12mm x 278mm (14.110)	STOCK
ZIPRBGUIDE	ZIPBOLT™ Rail Bolt Drill Guide (40.260)	STOCK
BFASTENER	2" Baluster Screw with insert	STOCK
BBDRIVER	Baluster Bolt Driver	STOCK
ZIPSR	Side Ratchet Tool (40.310) for use with Angled Slipfix	STOCK
ZIPSOCKET6	Deep Socket Tool for use with Micro UT Railbolt (40.500)	STOCK
ZIPSOCKET7	Deep Socket Tool for use with Zipbolt UT Railbolt (40.520)	STOCK
ZIPSOCKET10	Deep Socket Tool for use with Zipbolt Super UT Railbolt (14.100, 17.800)	STOCK
ZIPXTANCHOR	ZIPBOLT™ EXTERIOR Post Anchor (17.800)	STOCK
ZIPSLIPE2	ZIPBOLT™ EXTERIOR Slipfix Rail Bolt (17.150) - 2 Pack	STOCK
ZIPUTHMM685	ZIPBOLT™ UT Half Midi 6mm x 85mm (11.720)	STOCK
ZIPUT8535	ZIPBOLT™ UT 85mm (10.500)	STOCK
ZIPUTMK890	ZIPBOLT™ UT Maxi 8mm x 90mm KD (13.500)	STOCK
ZIPUTD	ZIPBOLT™ Drawbolt Counter Top Fastener (10.900)	STOCK
ZIPUTMINI	ZIPBOLT™ UT Mini 6mm x 100mm (10.800)	STOCK
ZIPUTMIDI690	ZIPBOLT™ UT Midi ST 6mm x 90mm (13.520)	STOCK
ZIPUTMINI643	ZIPBOLT™ UT Mini KD 6mm x 43mm (12.600)	STOCK
ZIPUTMINI630	ZIPBOLT™ UT Mini KD Open Cut 6mm x 30mm (12.601)	STOCK
FASNFAST	FAS-N-FAST Blind Post Anchoring System	STOCK
ZIPWAX	Screw and Bolt Lubricant (Zipbolt Approved)	STOCK
COUNTER TOP CONNECTORS		
ZIPUTD4	ZIPBOLT™ UT Drawbolt 6mm x 100mm (10.900)	STOCK
ZIPUTMINIP4	ZIPBOLT™ UT Mini 6mm x 100mm (10.800)	STOCK
ZIPUTDB4P	ZIPBOLT™ UT 80mm x 35mm (10.500)	STOCK

STAIRPART ACCESSORIES

PART	DESCRIPTION	SIZE	PRICE	UNIT
HBRK	Brass handrail bracket lves 059		STOCK	each
HBRKSN	Satin nickel handrail bracket lves 059-A-92		STOCK	each
HBRKORB	Oil rubbed bronze handrail bracket		STOCK	each
F3010 HDBRACKETBB	Brass heavy duty wall rail bracket US-3 finish	2-3/4"	STOCK	each
F3010 HDHBRKBL	Black heavy duty wall rail bracket US-19 finish	2-3/4"	STOCK	each
F3010 HDBRACKETORB	Oil rubbed bronze heavy duty handrail bracket		STOCK	each
F3010 HDHBRKSN	Satin nickel heavy duty handrail bracket		STOCK	each
F3001 RBOLTPKG	Rail, bolt, nut and washer	5/16" x 3-1/2"	STOCK	each
F3011 UBSWRENCH	Rail bolt wrench		STOCK	each
F3009 BFKIT	Baluster fastening kit with driver (dowel driver + 4 dowel screws)		STOCK	each
BFASTENER	2" baluster screw with insert		STOCK	each
BBDRIVER	Baluster bolt driver		STOCK	each
F3003	Baluster dowel screws no driver		STOCK	pkg/50
NIKIT	Newel installation kit		STOCK	each
NPF	Newel plate fastener		STOCK	each
F3007 NLBRKTKITO	Newel "L" bracket kit with oak trim (4 L-brackets, 4 pcs. oak trim)	3"	STOCK	each
F3008 NLBRKTKITO312	Newel "L" bracket kit with oak trim (4 L-brackets, 4 pcs. oak trim)	3-1/2"	STOCK	each
F3005 SURETITE	SURE-TITE™ newel fastener	1/2" x 11"	STOCK	each
FASNFAST	Fas-n-Fast newel fastener	2"	STOCK	each
HFSTB174002	Adjustable wall mount (black)	3-1/4" off wall	STOCK	each
HFSTB174001	Adjustable newel mount (black)	1-3/4" height	STOCK	each



HBRK



RAIL-BOLT WRENCH



NEWEL
PLATE
FASTENER



WALL
BRACKET



RBOLT



NEWEL INSTALLATION KIT



L-BRACKET
POST FASTENER



HFSTB174002



HFSTB174001



SURE-TITE™



FAS-N-FAST



Preassembled Stairs

A photograph of a curved staircase with a dark wood handrail and white balusters. The stairs have light wood treads. The railing is a dark, polished wood, curving along the stairs. The balusters are white, turned, and spaced evenly. The background shows a white wall and a window with greenery outside.

RAIL
Cooper Custom (N-4753) Sapele
BALUSTERS
Cooper Custom Turned

PREASSEMBLED STAIRS

BOX											
Widths up to		ECONOMY [#2 Pine]	CARPET [SYP Treads]								
	Riser	D SYP	D SYP	C SYP	C SYP	POPLAR	OAK	C SYP	POPLAR	C SYP	POPLAR
	Tread	#2 SYP STEPPING	#2 SYP	C SYP	OAK	OAK	OAK	MAPLE	MAPLE	WHITE OAK	WHITE OAK
	Stringer	D SYP	C SYP	C SYP	C SYP	POPLAR	OAK	C SYP	POPLAR	C SYP	POPLAR
37"		--	--	--	--	--	--	--	--	--	--
43"		--	--	--	--	--	--	--	--	--	--
49"		--	--	--	--	--	--	--	--	--	--
55"		--	--	--	--	--	--	--	--	--	--
OPEN ONE SIDE											
40"		--	--	--	--	--	--	--	--	--	--
46"		--	--	--	--	--	--	--	--	--	--
52"		--	--	--	--	--	--	--	--	--	--
OPEN TWO SIDES											
44"		--	--	--	--	--	--	--	--	--	--
50"		--	--	--	--	--	--	--	--	--	--
56"		--	--	--	--	--	--	--	--	--	--

SYP = Southern Yellow Pine

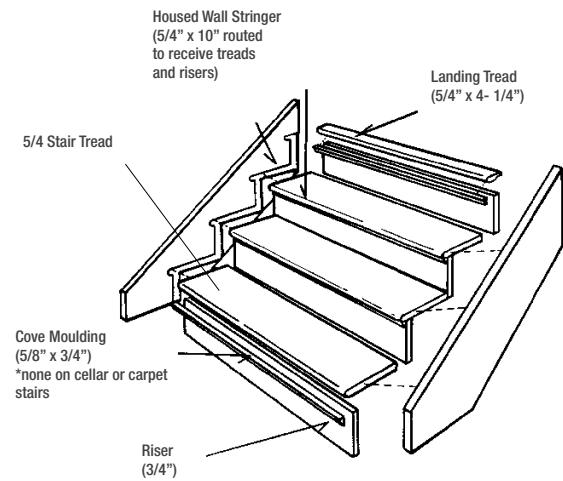
ASSEMBLY	
Partial Open (box and open stairs joined into straight flights)	Add for 1 side
	Add for 2 sides
Total order less than 5 risers add for setup charge	
Straight continuous flights more than 14 risers long add per flight to splice stringers	Max 18 risers
Center stringer, recommended for stairs > 48" wide	Add per riser
Stringer brackets	Per bracket
Finished face 5/4 box stringer - screwed, bunged, no face nails	Per riser / per side
Replace 5/4 SYP with 8/4 SYP stringer finished face, suggested for unsupported sides (no wall under)	Per riser / per side
Replace 5/4 Oak with 8/4 Oak stinger finished face, suggested for unsupported sides (no wall under)	Per riser / per side
PRIMING	
Prime straight stair stringers and risers	Per riser
Prime curved stair stringers and risers	Per riser
Prime any size baluster	Each
Wrap stair with 6 mil poly and apply tread guard	Per riser

Ask your sales rep how to get a quote

STAIRCASE CONSTRUCTION

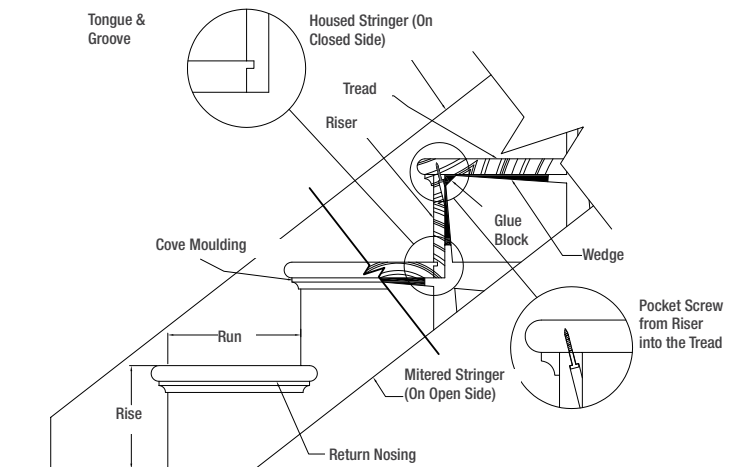
BOX CONSTRUCTION

A stair that has been “Boxed In” by a wall on both sides. It has no balustrade and handrails are mounted to the wall. The construction of this type of stair utilizes routed or housed stringers on both sides.



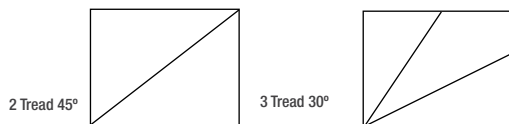
OPEN CONSTRUCTION

A stair that has a balustrade. Stairs that have a balustrade part way up the stair are called partial open. Stairs that are open on both sides are called double open. Open stairs with balusters that sit on the tread are usually constructed with mitered or notched stringers on the open side (see details).

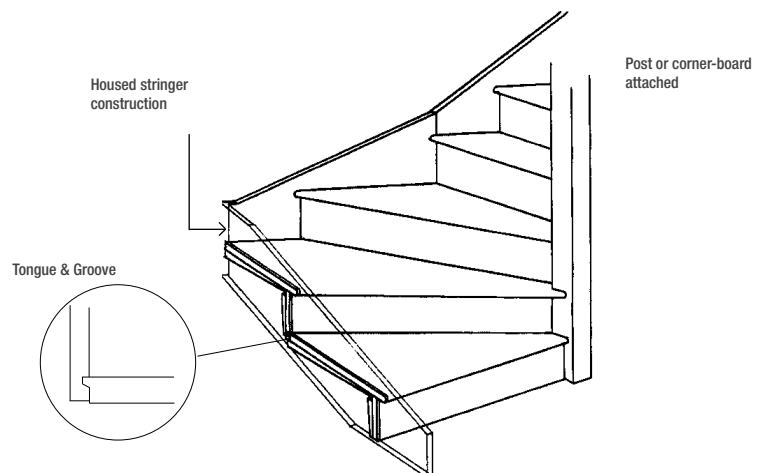


PRE-ASSEMBLED WINDERS

Used to turn the stair when space is limited in lieu of using platforms. These must be carefully designed for safe travel and compliance with applicable building codes.



1. Winder units include post or corner block installation, add cost of post.
2. For shipping purposes winders are sent as separate units unless shortest straight section is 3 or less risers. Wide door is required to move winders into house.
3. Designed to meet residential building codes. The preassembled winder sections can be combined with box and/or open preassembled stairs by Cooper Stairworks. The winder treads and risers are built around the post of your choice or corner board for box applications.



PREASSEMBLED STAIRS AND PRE-FIT RAIL SYSTEMS

COOPER STAIRWORKS pre-fit rail systems are shop fitted to Cooper preassembled stairs. The combination of these two products eliminates countless hours of on-site carpentry and assures that the final product will be constructed using time tested stair building techniques and the best quality materials available. The use of our staircase products will help you maintain design integrity at substantial savings over other methods. Add value to your next project, incorporate our high quality and expertise, specify Cooper Stairworks.



PRE-FIT RAIL SYSTEMS

Post is notched for exact location and height.



Stair is notched for post and treads drilled for balusters.



One end of rail is precut for quick field installation with post to post rail systems. Opposite end is cut to fit in field.



Cooper Pre-fit Rail Systems combined with our preassembled stairs enable you to realize many cost efficiencies. No more questions on what parts to use? Where to find them? How they go together? Simply select any stock or custom style balustrade. Our professional stair builders will configure the correct parts and prefit them to your stair while it is in our shop.

Pitch rails on stair are drilled for easy baluster insertion up into rail and down into tread.



FREQUENTLY ASKED QUESTIONS

WHEN DO I START?

Contact us at the beginning of the design phase. This is when you have the most options available and our expertise can be most helpful. We will meet your design requirements and value engineer your project. The longer you wait the more you limit your options or create unusual and costly framing changes.

HOW DO I START?

Send us a copy of your plans in the area of the stair at each level and provide the height from floor to floor. You may request literature or view our website, www.CooperStairworks.com, for our offerings to consider your rail and baluster preferences. Our Stair Quotation form (online) will guide you through the planning process. We will send you a quotation for the complete stair system with your choice of balustrade or one we have recommended to meet your budget.

HOW DO I ORDER?

Simply approve the quotation. We will finalize the details and send a contract for you to sign. A shop drawing will follow for approval and if you are within reach of our serviced areas, a field technician will confirm field dimensions. If you have purchased a curved stair system we provide the curved wall plates, curved floor templates and a positioning diagram to coordinate the fit of the stair system while framing. This allows you to complete most of the framing and wall finish prior to taking delivery of the stair and rail system.

WHEN DOES THE STAIR ARRIVE?

Once the job is weather tight, the stair and rail system will be delivered. The stair will be wrapped with six-mil polyethylene wrap and tread guards will be applied to protect the stair from jobsite traffic. When ready the protective wrap can be turned back and the rail system unpacked and applied.

WE ALSO OFFER COMPLETE INSTALLATION IN OUR SERVICE AREA. SEE YOUR SALES REPRESENTATIVE FOR DETAILS.

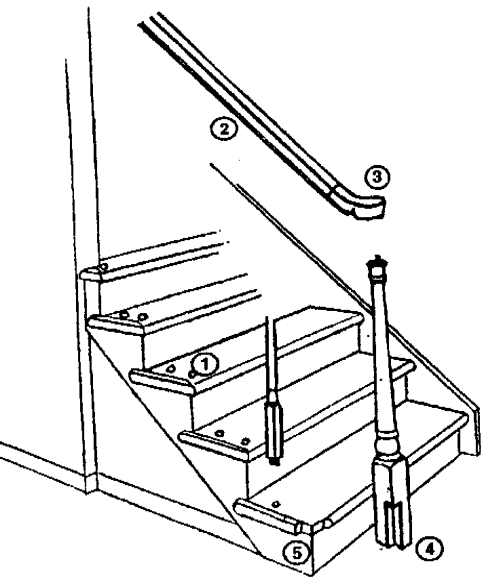
PRE-FIT RAIL SYSTEMS

All Rail Systems are manufactured to exact jobsite dimensions using:

- Cooper Preassembled Stairs
- Virtually any possible combination of stock or special order posts, rails, and balusters
- Post to Post or Over the Post Systems

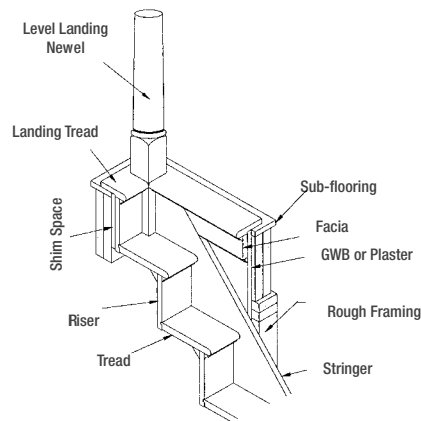
Ask your sales rep how to get a quote

1. TREADS DRILLED FOR BALUSTER
2. PITCH RAIL DRILLED FOR BALUSTER
3. RAIL FITTINGS APPLIED
4. KNOTCHED NEWELS
5. KNOTCHED STAIR TO ACCEPT NEWEL

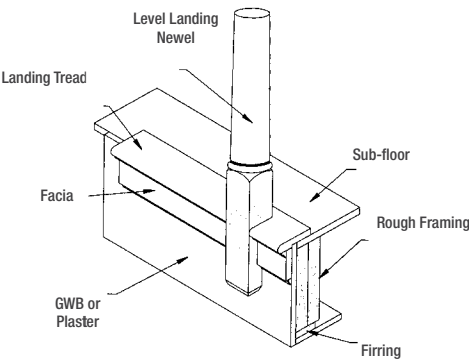


NEWEL POST KNOTCHING CHARGES	STANDARD LOCATION	3 - 3-1/2"	4 - 5-1/2"	5 - 1/2"
	Drilled Starting Newel	--	--	--
	Knotted Starting Newel	--	--	--
	Rake to Rake	--	--	--
	Rake to Level	--	--	--
	Level Only	--	--	--
Drill rake rail and treads 2 balusters for tread		--		
Drill rake rail and treads 3 balusters for tread		--		
Drill Treads only		--		
Rail fittings applied	Rake fitting applied 1 joint	--		
Rail fittings applied	Level fitting applied 1 joint	--		

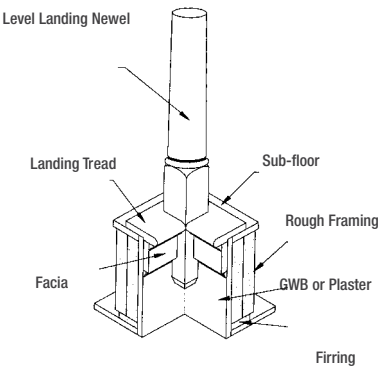
Typical Balcony Posts Knotted Posts are knotted to be located as shown.
Facia and landing tread are then field fitted around post "locking" it into position.



End Newel



Intermediate Newel



Corner Newel

PRESTIGE MONOSTRINGERS



OSLO DOUBLE STRINGER




PARIS CENTRAL STRINGER



TOKYO CENTRAL STRINGER



NEW YORK CENTRAL STRINGER



CHICAGO LATERAL STRINGER



SAN DIEGO DOUBLE LATERAL STRINGER



SEATTLE CENTRAL STRINGER

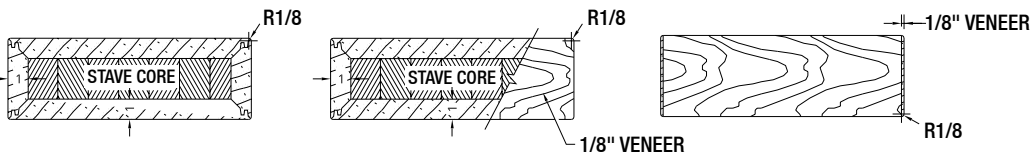
A mono stringer stair offers space efficiency for more usable space with a sleeker look that can be customized. A single steel stringer is configured to your exact dimensions.

PRESTIGE METAL is committed to the aesthetics of contemporary stair design. Steel mono stringers can be paired with glass, wood, or metal for a variety of options that work in classic and modern architecture.



COOPER STAIRWORKS THICK HARDWOOD TREADS

Our signature thick hardwood treads are made to order in Somerset, MA.



In addition to steel stringers, Cooper Stairworks also offers Prestige Metal balusters that can be incorporated with our Preassembled Stairs.



PREASSEMBLED STAIR TREAD RUN CHART

Use this chart to find the length of total run for a stair from rough header to nosed edge of first tread.²(add a minimum of 36" to wall)

Run per tread ³													
Number of treads ¹	9"	9 ¹ / ₈	9 ¹ / ₄	9 ³ / ₈	9 ¹ / ₂	9 ⁵ / ₈	9 ³ / ₄	9 ⁷ / ₈	10	10 ¹ / ₄	10 ¹ / ₂	10 ³ / ₄	11
	1	11 ¹ / ₂	11 ⁵ / ₈	11 ³ / ₄	11 ⁷ / ₈	12	12 ¹ / ₈	12 ¹ / ₄	12 ³ / ₈	12 ¹ / ₂	12 ³ / ₄	13	13 ¹ / ₄
	2	20 ¹ / ₂	20 ³ / ₈	21	21 ¹ / ₄	21 ¹ / ₂	21 ³ / ₄	22	22 ¹ / ₄	22 ¹ / ₂	23	23 ¹ / ₂	24
	3	29 ¹ / ₂	29 ⁷ / ₈	30 ¹ / ₄	30 ⁵ / ₈	31	31 ³ / ₈	31 ³ / ₄	32 ¹ / ₈	32 ¹ / ₂	33 ¹ / ₄	34	34 ³ / ₄
	4	38 ¹ / ₂	39	39 ¹ / ₂	40	40 ¹ / ₂	41	41 ¹ / ₂	42	42 ¹ / ₂	43 ¹ / ₂	44 ¹ / ₂	45 ¹ / ₂
	5	47 ¹ / ₂	48 ¹ / ₈	48 ³ / ₄	49 ³ / ₈	50	50 ⁵ / ₈	51 ¹ / ₄	51 ⁷ / ₈	52 ¹ / ₂	53 ³ / ₄	55	56 ¹ / ₄
	6	56 ¹ / ₂	57 ¹ / ₄	58	58 ³ / ₄	59 ¹ / ₂	60 ¹ / ₄	61	61 ³ / ₄	62 ¹ / ₂	64	65 ¹ / ₂	67
	7	65 ¹ / ₂	66 ³ / ₈	67 ¹ / ₄	68 ¹ / ₈	69	69 ⁷ / ₈	70 ³ / ₄	71 ⁵ / ₈	72 ¹ / ₂	74 ¹ / ₄	76	77 ³ / ₄
	8	74 ¹ / ₂	75 ¹ / ₂	76 ¹ / ₂	77 ¹ / ₂	78 ¹ / ₂	79 ¹ / ₂	80 ¹ / ₂	81 ¹ / ₂	82 ¹ / ₂	84 ¹ / ₂	86 ¹ / ₂	88 ¹ / ₂
	9	83 ¹ / ₂	84 ⁵ / ₈	85 ³ / ₄	86 ⁷ / ₈	88	89 ¹ / ₈	90 ¹ / ₄	91 ³ / ₈	92 ¹ / ₂	94 ³ / ₄	97	99 ¹ / ₄
	10	92 ¹ / ₂	93 ³ / ₄	95	96 ¹ / ₄	97 ¹ / ₂	98 ³ / ₄	100	101 ¹ / ₄	102 ¹ / ₂	105	107 ¹ / ₂	110
	11	101 ¹ / ₂	102 ⁷ / ₈	104 ¹ / ₄	105 ⁵ / ₈	107	108 ³ / ₈	109 ³ / ₄	111 ¹ / ₈	112 ¹ / ₂	115 ¹ / ₄	118	120 ³ / ₄
	12	110 ¹ / ₂	112	113 ¹ / ₂	115	116 ¹ / ₂	118	119 ¹ / ₂	121	122 ¹ / ₂	125 ¹ / ₂	128 ¹ / ₂	131 ¹ / ₂
	13	119 ¹ / ₂	121 ¹ / ₈	122 ³ / ₄	124 ³ / ₈	126	127 ⁵ / ₈	129 ¹ / ₄	130 ⁷ / ₈	132 ¹ / ₂	135 ³ / ₄	139	142 ¹ / ₄
	14	128 ¹ / ₂	130 ¹ / ₄	132	133 ³ / ₄	135 ¹ / ₂	137 ¹ / ₄	139	140 ³ / ₄	142 ¹ / ₂	146	149 ¹ / ₂	153
	15	137 ¹ / ₂	139 ³ / ₈	141 ¹ / ₄	143 ¹ / ₈	145	146 ⁷ / ₈	148 ³ / ₄	150 ⁵ / ₈	152 ¹ / ₂	156 ¹ / ₄	160	163 ³ / ₄

*Minimum run by code

Notes:

1. Number of treads = One less tread than number of risers
2. This chart includes 2-1/2" (3/4" Top Riser & 1-1/8" overhang on bottom and 5/8 shim space)
3. Run per tread does not include overhang

Riser Height Chart

Use this chart by locating total rise in matrix and select number of risers & rise from shaded areas.
More than one option is possible for stairs in excess of 6 risers.

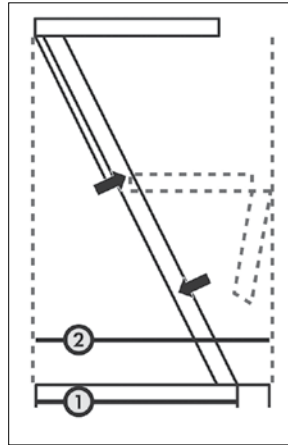
# of Risers	Rise per step																		Max. Res. Bld. Code
1	7	7 ¹ / ₈	7 ¹ / ₄	7 ³ / ₈	7 ¹ / ₂	7 ⁵ / ₈	7 ³ / ₄	7 ⁷ / ₈	8	8 ¹ / ₈	8 ¹ / ₄	8 ³ / ₈	8 ¹ / ₂	8 ⁵ / ₈	9	9 ¹ / ₈	9 ¹ / ₄	9 ³ / ₈	9 ¹ / ₂
2	14	14 ¹ / ₄	14 ¹ / ₂	14 ³ / ₄	14 ⁷ / ₈	15	15 ¹ / ₈	15 ¹ / ₄	15 ³ / ₈	15 ¹ / ₂	15 ⁵ / ₈	15 ³ / ₄	15 ⁷ / ₈	16	16 ¹ / ₈	16 ¹ / ₄	16 ³ / ₈	16 ¹ / ₂	16 ⁵ / ₈
3	21	21 ³ / ₈	21 ³ / ₄	22 ¹ / ₈	22 ⁵ / ₁₆	22 ¹ / ₂	22 ¹¹ / ₁₆	22 ⁷ / ₈	23 ¹ / ₁₆	23 ¹ / ₄	23 ⁷ / ₁₆	23 ⁵ / ₈	23 ¹³ / ₁₆	24	24 ³ / ₁₆	24 ³ / ₈	24 ⁹ / ₁₆	24 ³ / ₄	24 ¹¹ / ₁₆
4	28	28 ¹ / ₂	29	29 ¹ / ₂	29 ³ / ₄	30	30 ¹ / ₄	30 ¹ / ₂	30 ³ / ₄	31	31 ¹ / ₄	31 ¹ / ₂	31 ³ / ₄	32	32 ¹ / ₄	32 ¹ / ₂	32 ³ / ₄	33	33 ¹ / ₄
5	35	35 ⁵ / ₈	36 ¹ / ₄	36 ⁷ / ₈	37 ³ / ₁₆	37 ¹ / ₂	37 ⁹ / ₁₆	38 ¹ / ₈	38 ⁷ / ₁₆	38 ³ / ₄	39 ¹ / ₁₆	39 ³ / ₈	39 ¹¹ / ₁₆	40	40 ⁵ / ₁₆	40 ⁵ / ₈	40 ¹⁵ / ₁₆	41 ¹ / ₄	41 ⁷ / ₁₆
6	42	42 ³ / ₄	43 ¹ / ₂	44 ¹ / ₄	44 ³ / ₈	45	45 ⁵ / ₈	45 ³ / ₄	46 ¹ / ₈	46 ¹ / ₂	46 ⁵ / ₈	47 ¹ / ₄	47 ⁵ / ₈	48	48 ³ / ₈	48 ³ / ₄	49 ¹ / ₈	49 ¹ / ₂	49 ⁵ / ₈
7	49	49 ⁷ / ₈	50 ³ / ₄	51 ⁵ / ₈	52 ¹ / ₁₆	52 ¹ / ₂	52 ¹⁵ / ₁₆	53 ³ / ₈	53 ¹³ / ₁₆	54 ¹ / ₄	54 ¹¹ / ₁₆	55 ¹ / ₈	55 ⁹ / ₁₆	56	56 ⁷ / ₁₆	56 ⁷ / ₈	57 ⁵ / ₁₆	57 ³ / ₄	57 ¹¹ / ₁₆
8	56	57	58	59	59 ¹ / ₂	60	60 ¹ / ₂	61	61 ¹ / ₂	62	62 ¹ / ₂	63	63 ¹ / ₂	64	64 ¹ / ₂	65	65 ¹ / ₂	66	66 ¹ / ₂
9	63	64 ¹ / ₈	65 ¹ / ₄	66 ³ / ₈	66 ¹⁵ / ₁₆	67 ¹ / ₂	68 ¹ / ₁₆	68 ⁵ / ₈	69 ³ / ₁₆	69 ³ / ₄	70 ⁵ / ₁₆	70 ⁷ / ₈	71 ⁷ / ₁₆	72	72 ⁹ / ₁₆	73 ¹ / ₈	73 ¹¹ / ₁₆	74 ¹ / ₄	74 ⁷ / ₁₆
10	70	71 ¹ / ₄	72 ¹ / ₂	73 ³ / ₄	74 ³ / ₈	75	75 ⁵ / ₈	76 ¹ / ₄	76 ⁷ / ₈	77 ¹ / ₂	78 ¹ / ₈	78 ³ / ₄	79 ³ / ₈	80	80 ⁵ / ₈	81 ¹ / ₄	81 ⁷ / ₈	82 ¹ / ₂	82 ⁵ / ₈
11	77	78 ⁷ / ₈	79 ³ / ₄	81 ¹ / ₈	81 ¹³ / ₁₆	82 ¹ / ₂	83 ⁹ / ₁₆	83 ⁷ / ₈	84 ⁹ / ₁₆	85 ¹ / ₄	85 ¹⁵ / ₁₆	86 ⁵ / ₈	87 ⁵ / ₁₆	88	88 ¹¹ / ₁₆	89 ⁹ / ₈	90 ¹ / ₁₆	90 ³ / ₄	90 ⁷ / ₈
12	84	85 ¹ / ₂	87	88 ¹ / ₂	89 ¹ / ₄	90	90 ³ / ₄	91 ¹ / ₂	92 ¹ / ₄	93	93 ³ / ₄	94 ¹ / ₂	95 ¹ / ₄	96	96 ³ / ₄	97 ¹ / ₂	98 ¹ / ₄	99	99 ¹ / ₂
13	91	92 ⁵ / ₈	94 ¹ / ₄	95 ⁷ / ₈	96 ¹¹ / ₁₆	97 ¹ / ₂	98 ⁹ / ₁₆	99 ⁷ / ₈	99 ¹⁵ / ₁₆	100 ³ / ₄	101 ⁹ / ₁₆	102 ³ / ₈	103 ³ / ₁₆	104	104 ¹³ / ₁₆	105 ⁵ / ₈	106 ⁷ / ₁₆	107 ¹ / ₄	107 ⁷ / ₈
14	98	99 ³ / ₄	101 ¹ / ₂	103 ³ / ₄	104 ¹ / ₈	105	105 ⁷ / ₈	106 ³ / ₄	107 ⁵ / ₈	108 ¹ / ₂	109 ³ / ₈	110 ¹ / ₄	111 ¹ / ₈	112	112 ⁷ / ₈	113 ³ / ₄	114 ⁵ / ₈	115 ¹ / ₂	115 ⁵ / ₈
15	105	106 ⁷ / ₈	108 ³ / ₄	110 ⁹ / ₈	111 ⁹ / ₁₆	112 ¹ / ₂	113 ⁷ / ₁₆	114 ³ / ₈	115 ⁵ / ₁₆	116 ¹ / ₄	117 ³ / ₁₆	118 ¹ / ₈	119 ¹ / ₁₆	120	120 ¹⁵ / ₁₆	121 ⁷ / ₈	122 ¹³ / ₁₆	123 ³ / ₄	123 ⁷ / ₈
16	112	114	116	118	119	120	121	122	123	124	125	126	127	128	129	130	131	132	132 ¹ / ₂
17	119	121 ¹ / ₈	123 ¹ / ₄	125 ³ / ₈	126 ⁷ / ₁₆	127 ¹ / ₂	128 ⁹ / ₁₆	129 ⁵ / ₈	130 ¹¹ / ₁₆	131 ³ / ₄	132 ¹³ / ₁₆	133 ⁷ / ₈	134 ¹⁵ / ₁₆	136	137 ¹ / ₁₆	138 ¹ / ₈	139 ³ / ₁₆	140 ¹ / ₄	140 ⁵ / ₈
18	126	128 ¹ / ₄	130 ¹ / ₂	132 ³ / ₄	133 ³ / ₈	135	136 ¹ / ₈	137 ¹ / ₄	138 ⁵ / ₈	139 ¹ / ₂	140 ⁵ / ₈	141 ³ / ₄	142 ⁷ / ₈	144	Max. floor to floor height = 144"				

Attic Stairs



FEATURES

- Meets or exceeds ANSI standards
- Easily adjustable spring tension
- Full-width continuous hinge
- 1 x 4 frame between stringer and door panels
- Treads nailed into dadoed stringer
- High grade, kiln-dried, yellow pine lumber
- Galvanized steel hardware with safety edge
- 3/16" steel ladder rods under treads
- Safety grooved treads
- Strong steel handrails securely bolted (no splitting or splintering)
- Clear plywood panel



ATLAS

- 250 lb duty rating
- 1 x 4 frame and stringer
- 1 x 4 tread
- One strong metal handrail

SUPERIOR

- 300 lb duty rating
- 1 x 5 frame and stringer
- 1 x 6 tread
- Two strong metal handrails

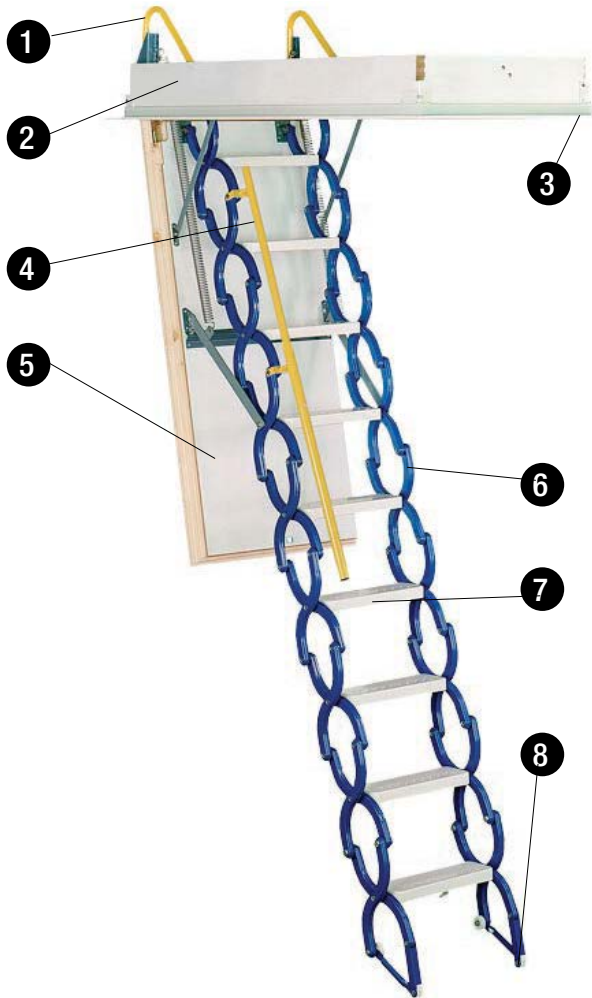
* Energy Saver Insulating Package

- Factory installed 3/4" thick, R-5 Rmax aluminum foil faced insulation panel
- Ready to install without further insulation

FOLDING STAIRWAYS - FOR RESIDENTIAL USE ONLY

MODEL	COMPARES TO	ITEM CODE	CEILING HEIGHT	ROUGH OPENING	(1) LAND-ING SPACE	(2) PROJ-ECT-ION SPACE	
ATLAS A-75	Excel Slimline (444)	WDSTAIRA224882	8' 2"	22-1/2" x 48"	54"	65"	STOCK
ATLAS A-100	Excel (444)	WDSTAIRA255489	8' 9"	25-1/2" X 54"	58"	67"	STOCK
ATLAS A-101	Excel 10' (444)	WDSTAIRA255410	10'	25-1/2" X 54"	66"	77"	STOCK
ATLAS A-100-ES*	Excel Thermogard (444)	WDSTAIRAI255489	8' 9"	25-1/2" X 54"	58"	67"	STOCK
SUPERIOR S-80	Imperial Slimline (655)	WDSTAIRS225489	8' 9"	22-1/2" X 54"	59"	69"	STOCK
SUPERIOR S-81	Imperial Slimline 10' (655)	WDSTAIRS225410	10'	22-1/2" X 54"	67"	79"	STOCK
SUPERIOR S-100	Imperial (655)	WDSTAIRS255489	8' 9"	25-1/2" X 54"	59"	69"	STOCK
SUPERIOR S-100-ES*	Imperial Thermogard (655)	WDSTAIRSI255489	8' 9"	25-1/2" X 54"	59"	69"	STOCK
SUPERIOR S-101	Imperial 10' (655)	WDSTAIRS255410	10'	25-1/2" X 54"	67"	79"	STOCK
SUPERIOR S-200	Imperial (655)	WDSTAIRS305489	8' 9"	30" X 54"	67"	79"	STOCK
SUPERIOR S-100FT Includes Fire Treated Door Frame	Imperial Fire Rated	WDSTAIRSF255489	8' 9"	25-1/2" X 54"	67"	79"	STOCK

RAINBOW ATTIC STAIRS



Prestige

A pleasure to use...and even more, Rainbow Prestige offers the simplest, quickest installation in the business

- Beautifully rugged
- Double steel "scissor" action
- Engineered for safety
- Energy efficient
- Extension heights from 7' 4" to 11' 6"
- Long life powder coated finish

FEATURES:

1. Safety Handles.
2. 3/4" melamine finish MDF frame.
3. Steel frame with built in trim.
4. All steel, 4' telescopic handrail.
5. Melamine finish door (both sides) with 2" Styrofoam core - R-15.
6. Powder coated steel "scissor" in color. Self adjusting rise.
7. All steel tread - 350 lb. Capacity.
8. Protective floor bumpers.

Rainbow Attic Stairs carry a 2 year warranty.


Star

Telescoping Attic Stair

The works of our top-of-the line unit at a lower cost.

350 LB. CAPACITY

- Powder coated steel scissors.
- 1" styrofoam core door - R-8
- Weatherstrip.
- Protective floor bumpers.
- Melamine finish door.
- Residential use only.



PRESTIGE - IN STOCK

ITEM #	COLOR	ROUGH OPENING	STAIR FRAME DIMENSIONS	FLOOR TO CEILING HEIGHT	TREAD WIDTH	
M2236	white	22-1/2" x 36"	22" x 35-1/2"	7'4" - 9'6"	12"	STOCK
M2254	yellow	22-1/2" x 54"	22" x 53-1/2"	7'4" - 9'10"	12"	STOCK
M2254H	orange	22-1/2" x 54"	22" x 53-1/2"	9'10" - 11'6"	12"	STOCK
M2554	blue	25-1/2" x 54"	25" x 53-1/2"	7'4" - 9'10"	14"	STOCK
M3060S	green	30" x 60"	29-1/2" x 59-1/2"	7'4" - 9'10"	16"	STOCK
M3060H	red	30" x 60"	29-1/2" x 59-1/2"	9'10" - 11'6"	16"	STOCK

STAR - IN STOCK (OTHERS SIZES AVAILABLE SPECIAL ORDER, SEE NEXT PAGE)

S2554	gray	25-1/2" x 54"	25" x 53-1/2"	7'4" - 10'0"	14"	STOCK
-------	------	---------------	---------------	--------------	-----	-------

RAINBOW ATTIC STAIRS

PROTECH - A TRUE FIRE RATED ATTIC STAIR- SPECIAL ORDER

ITEM	COLOR	ROUGH OPENING	STAIR FRAME DIMENSIONS	FLOOR TO CEILING HEIGHT	TREAD WIDTH	
PT2351	white	23-1/2" x 51-1/4"	23" x 50-3/4"	8' - 10'	14"	--

LOFTY - SPECIAL ORDER

For applications where floor space needs to be conserved, Lofty mounts easily to the outside face of the supporting structure, such as lofts.

ITEM	COLOR	ROUGH OPENING	STAIR FRAME DIMENSIONS	FLOOR TO CEILING HEIGHT	TREAD WIDTH	
L233-92	gray	23-1/2" x 33-1/2"	23" x 33"	6'10" - 7'8"	14"	--
L2333-102	gray	23-1/2" x 33-1/2"	23" x 33"	7'8" - 8'6"	14"	--
L2333-112	gray	23-1/2" x 33-1/2"	23" x 33"	8'6" - 9'4"	14"	--
L2333-122	gray	23-1/2" x 33-1/2"	23" x 33"	9'4" - 10'2"	14"	--

STAR - SPECIAL ORDER (OTHER SIZE AVAILABLE IN STOCK, SEE PREVIOUS PAGE)

ITEM	COLOR	ROUGH OPENING	STAIR FRAME DIMENSIONS	FLOOR TO CEILING HEIGHT	TREAD WIDTH	
S2236	gray	22-1/2" x 36"	22" x 35-1/2"	7'4" - 8'2"	12"	--
S2254	gray	22-1/2" x 54"	22" x 53-1/2"	7'4" - 10'0"	12"	--
S3060	gray	30" x 60"	29-1/2" x 59-1/2"	7'4" - 8'4"	16"	--

Protech

A true fire rated attic stair

350 LB. CAPACITY
30 MINUTE FIRE RATING

- Steel frame with built in trim
- Heavy duty powder coated steel
- Steel handrail
- Protective floor bumpers
- Spring assist for easy operation.
- Residential use only




Protech 12

A fire rated telescoping ladder

350 LB. CAPACITY
75 MINUTE FIRE RATING

- Steel frame with built in trim
- Powder coated steel
- Unique sliding frame
- Protective floor bumpers
- Fire rated steel door
- 12' maximum height
- Residential use only




Lofty

For lofts or attic access areas where floor space is minimal

350 LB. CAPACITY

- Powder coated steel scissors
- Unique sliding frame
- Protective floor bumpers
- Mounts easily to loft face
- Conserves space
- Residential use only



Spiral Stairs

CUSTOM IRON SPIRAL STAIRS | **SPECIAL ORDER (3-5 WEEK LEAD TIME)**



OLD FAITHFUL



IRON RANGE



MONTEREY BAY



WILDWOOD



CRYSTAL COVE



CHESAPEAKE BAY



SAUSALITO

Beautiful custom made metal spiral stairs. All stairs are made to your specifications and completely assembled at the factory with a custom-formed handrail, then "knocked down" for easy re-assembly at the job site. Stair models are available with a variety of handrail materials, but never plastic tubing. All stair models can be customized by selecting alternate stair balusters, panels or handrails.

Backed by a solid warranty, each custom spiral stair is an example of expert engineering and meticulous metal craftsmanship.

Most stair models can be fabricated for exterior installations using aluminum, stainless steel, or galvanized steel. We recommend aluminum for exterior applications. Please inquire.

MADE IN THE USA

CUSTOM IRON SPIRAL STAIRS



CUSTOM IRON

strength in creative metals



ATHENS WAVE



MONACO



SOHO GALLERY

Spiral stair models include as standard: platform rail, carpet grade tread and platform covers, painted center column cap, and finish in powder coat of Black Satin or Black Flat, or liquid paint finish in Black Primer. Choose from over 30 finish colors and 12 tread or platform cover options, including hardwood in 9 different species.

In addition to black included as standard, many finish options are available: durable and beautiful powder coatings; classic liquid paints; and unique specialty finishes. Powder coat finishes are baked on providing durable and long-lasting color. Please see the Custom Iron Finishes Brochure for information on all finish color options.

HANDRAIL PROFILES

Wood handrails are supplied unfinished (natural)



6010



6210



6008



6009



6000




6014

RISERS



Econo Riser



Oak Riser



Scroll Riser



Solid Riser

FINIALS



Painted Cap



Hardwood Cap



Basket Finial



Painted Finial



Brass Finial



Chrome Finial

TREAD OPTIONS



Frame Only




Carpet Grade



Red Oak



Checkerplate



Radial Grate



Smooth



Decking-ready top mount
(works well for solid wood decking or composite)



Decking-ready inset

PAINT COLORS



RINTAL SPIRAL STAIR KITS & PARTS | SPECIAL ORDER (10-12 DAY LEAD TIME)

Wood treads and solid helical handrail, knock down in adjustable sections for easy assembly and adjustable rise. Phola wood is available in four different diameters and can be adapted to various opening shapes. Well-finished design at an economical cost. Gamia metal with powder coated metal steps with adjustable rise. Universal landing platform to fit any well opening shape make it ideal for residential and commercial application.

GAMIA WOOD	
CODE	ITEM DESCRIPTION
PH120UN13_TUP12	47" - 12 steps + 1 platform - natural
PH140UN13_TUP12	55" - 12 steps + 1 platform - natural
PH160UN13_TUP12	63" - 12 steps + 1 platform - natural
PH120UN13_TUP25	47" - 12 steps + 1 platform - walnut
PH140UN13_TUP25	55" - 12 steps + 1 platform - walnut
PH160UN13_TUP12	63" - 12 steps + 1 platform - walnut
ALACCCOWA_TUXXX	Kit baluster to wall stiffener - black
ALACCCOCO_TUXXX	Kit baluster to baluster stiffener - black
ALACCCOFL_TUXXX	Kit baluster to floor stiffener - black
HOACCPOEXXXXXX	Kit post extension
PH120SS01_TUX12	Kit extra step 47" - natural
PH140SS01_TUX12	Kit extra step 55" - natural
PH160SS01_TUX12	Kit extra step 63" - natural
PH120SS01_TUX25	Kit extra step 47" - walnut
PH140SS01_TUX25	Kit extra step 55" - walnut
PH160SS01_TUX25	Kit extra step 63" - walnut
PHC121MXXXXX12	Round wood handrail upper balustrade 39" 47"- natural
PHC141MXXXXX12	Round wood handrail upper balustrade 39" 55"- natural
PHC161MXXXXX12	Round wood handrail upper balustrade 39" 63"- natural
PHC121MXXXXX25	Round wood handrail upper balustrade 39" 47"- walnut
PHC141MXXXXX25	Round wood handrail upper balustrade 39" 55"- walnut
PHC161MXXXXX25	Round wood handrail upper balustrade 39" 63"- walnut
PH180UN13_TUP12	70" - 12 steps + 1 platform - natural
PH180UN13_TUP25	70" - 12 steps + 1 platform - walnut
PH180SS01_TUX12	Kit extra step 70" - natural
PH180SS01_TUX25	Kit extra step 70" - walnut
PHC181MXXXXX12	Round wood handrail upper balustrade 39" 70"- natural
PHC181MXXXXX25	Round wood handrail upper balustrade 39" 70"- walnut

GAMIA METAL	
CODE	ITEM DESCRIPTION
GM120UN13GTUPXX	47" - 12 gr + 1 platform - silver
GM140UN13GTUPXX	55" - 12 gr + 1 platform - silver
GM160UN13GTUPXX	63" - 12 gr + 1 platform - silver
GM120SS1GTUXXX	Kit extra step 47" - silver
GM140SS1GTUXXX	Kit extra step 55" - silver
GM160SS1GTUXXX	Kit extra step 63" - silver
ALACCCOWAGTUXXX	Kit baluster to wall stiffener - silver
ALACCCOCOGTUXXX	Kit baluster to baluster stiffener - silver
ALACCCOFLGTUXXX	Kit baluster to floor stiffener - silver

Gamia Metal only available in silver-grey.


Special order colors available upon request.

Metal color: silver-grey

Plastic color: grey



Phola Wood



Gamia Metal

Specify color when ordering

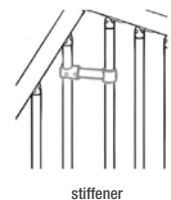
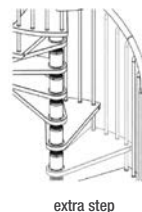
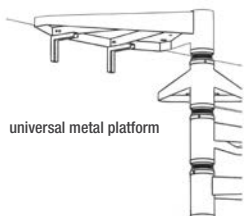
Metal color: dark-grey, silver-grey and white

Plastic color: matches metal color

PHOLA AND GAMIA ACCESSORIES	
CODE	ITEM DESCRIPTION
ALACCSR12XXXXXX	Kit safety riser / 11 steps - for spiral stairs all diameters
ALBAL1MXX_TUPXX	Kit Horizontal balustrade for 39" (8 balusters) - black
ALHAN1MXXXXX12	Kit Wooden straight handrail 39" - natural
ALHAN1MXXXXX12	Kit Wooden straight handrail 39" - walnut
ALACCHAHAXXXXX	Kit Horizontal balustrade for 39" (8 balusters) - silver

CODE	ITEM DESCRIPTION
ALHAN1MXXGXPPXX	Round plastic handrail straight 39" - grey
ALHAN5MXXGXPPXX	Plastic handrail round 19' 7" long - grey
ALACCHAHAGXPPXX	Plastic handrail fittings (curves, caps) - grey

All metal accessories will match metal color of stair unless otherwise specified



RINTAL STAIR KITS & PARTS | SPECIAL ORDER (10-12 DAY LEAD TIME)



All Adjustable and Prefinished | Standard Kit all in one box. Please call for availability, these are imported and inventory may vary during peak times.

EXTERIOR ZINK

Cost effective, durable and reliable outdoor spiral. Hot-dip galvanized metal parts, stainless steel hardware and flexible, easy grip plastic handrail. Can be painted over the standard zink finish. Also available in powder coated black or white.

CODE	ITEM DESCRIPTION
EZ120UN13ZT2PXX	47" Galvanized with grey plastic
EZ140UN13ZT2PXX	55" Galvanized with grey plastic
EZ160UN13ZT2PXX	63" Galvanized with grey plastic
EZACCCOWAZXXXXX	Kit baluster to wall stiffener
EZACCCOCOZXXXXX	Kit baluster to baluster stiffener
EZACCCOFLZXXXXX	Kit baluster to floor stiffener
EZACCP0EXXXXXXX	Kit post extension
EZ120SS01ZT2XXX	Kit extra step 47"
EZ140SS01ZT2XXX	Kit extra step 55"
EZ160SS10ZT2XXX	Kit extra step 63"
EZACCSR01ZXXXXX	Safety riser bars for 1-step
EZACCSR12ZXXXXX	Safety riser bars for 12-steps
ALHAN5MXX_XXPXX	Plastic handrail round 19' 7" long - grey or black
ALACCHAHA_XXPXX	Plastic handrail fittings (curves, caps) - grey or black



Metal color: galvanized
Plastic color: grey

Specify metal color when ordering (galvanized, black or white). Note: Black metal comes with black plastic; white metal comes with grey plastic.



MINI

Extremely compact with alternating treads of 9-1/2" depth, to combine safety with space saving. Solid (laminated) beech steps and handrail, with a number of available accessories. Specify metal color (silver-grey or white) when ordering. Plastic matches metal color.

CODE	ITEM DESCRIPTION
MII60XX_TUW12	Basic kit 11 steps - natural with handrail for 1 side
MII60XX_TUW25	Basic kit 11 steps - walnut with handrail for 1 side
MIRAISS11_TUW12	Kit railing 11 steps - natural
MIRAISS11_TUW25	Kit railing 11 steps - walnut
MI060SS01_TUW12	Kit extra step - natural
MI060SS01_TUW25	Kit extra step - walnut
MI060P101_XXX12	Kit platform - natural
MI060P101_XXX25	Kit platform - walnut
MIRAISS03_TUW12	Kit railing for three steps - natural
MIRAISS03_TUW25	Kit railing for three steps - walnut
MIRAI101_TUW12	Kit railing for one side of the platform - natural
MIRAI101_TUW25	Kit railing for one side of the platform - walnut
ALBAL1MXX_TUW12	Kit straight balustrade 39" including wood handrail-natural
ALBAL1MXX_TUW25	Kit straight balustrade 39" including wood handrail-walnut
ALACCHAHAXXXXXX	Metal fittings for wood handrail - Nickel finish
ALACCCOWA_TUXXX	Kit baluster to wall stiffener
ALACCCOCO_TUXXX	Kit baluster to baluster stiffener
ALACCCOFL_TUXXX	Kit baluster to floor stiffener
ALHAN1MXXXXXW12	Straight wood handrail 39" - natural
ALHAN1MXXXXXW25	Straight wood handrail 39" - walnut
MIACCSR01_XXXXX	Safety risers bar for 1-step
MIACCSR11_XXXXX	Safety risers bars for 11-steps
MIACSTFL_XXXXX	Floor support for MINI



Cooper *stairworks*

WWW.COOPERSTAIRWORKS.COM

508.235.4397



MANUFACTURED AT NORTH ATLANTIC CORP.



Learn about our other custom millwork products made in Somerset, MA:



Cooper Preassembled Stairs
cooperstairworks.com



Captiva Custom Wood Doors
captivacustom.com



Captiva Custom MDF Doors
captivacustom.com



Captiva Custom Mouldings
captivacustom.com